

SIDE ELEVATION

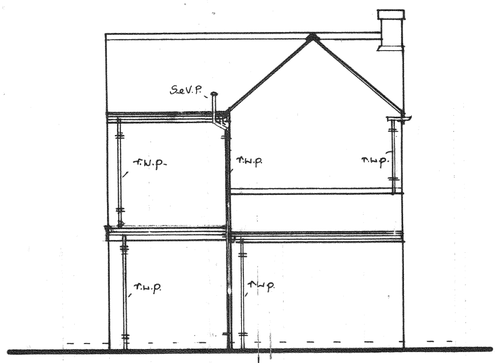

REAR ELEVATION.

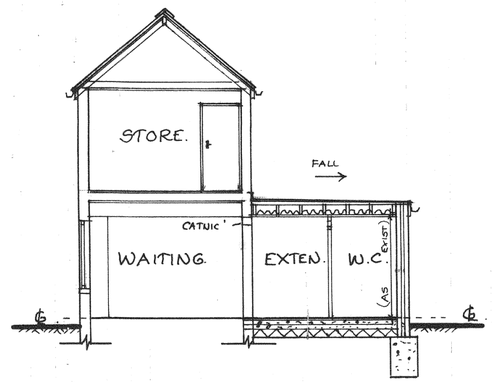

SECTION A:A.

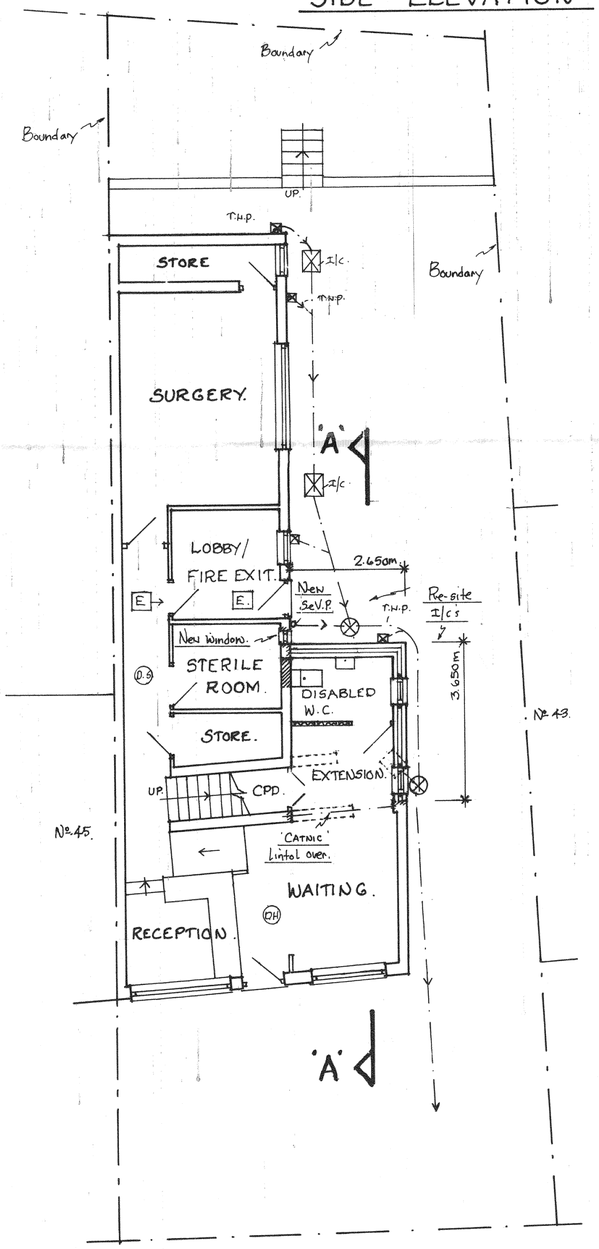

GROUND FLOOR PLAN.

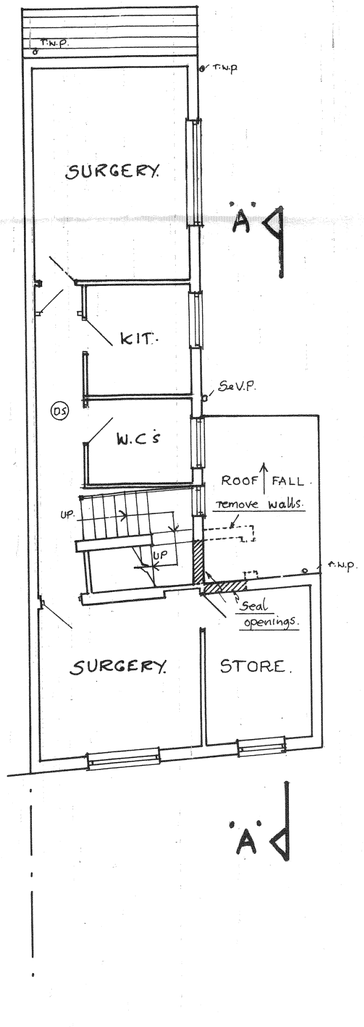

FIRST FLOOR PLAN.

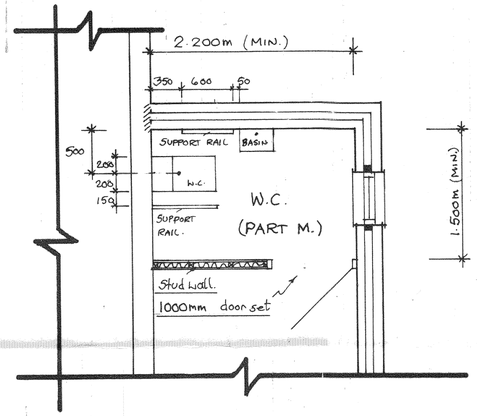

PART-M WHEELCHAIR W.C. COMPARTMENT. (1:50.)

GENERAL NOTES:-

ROOF CONSTRUCTION:- Flat roof design to be 175 x 50mm softwood joists laid at 450mm centres, with s/w. firrings to falls. Use a 'WARM ROOF' system - 'KINGSPAN' - THERMAROOF 25' or similar product, ply decking, vapour barrier and insulation with 'FIRESTONE' rubber continuous sealed finish over, all as agreed with the B.C. Surveyor on site.

NOTE:-
Carefully demolish first floor addition storeroom and make good to all disturbed surfaces, roof etc.

NOTE:-
PLEASE REFER TO THE MAIN SPECIFICATION SHEET FOR BUILDING REGULATIONS (APPROVED DOCUMENT:) AND FULL CONSTRUCTION DETAILS ETC.

Notes:
All dimensions must be checked on site and not scaled from this drawing.

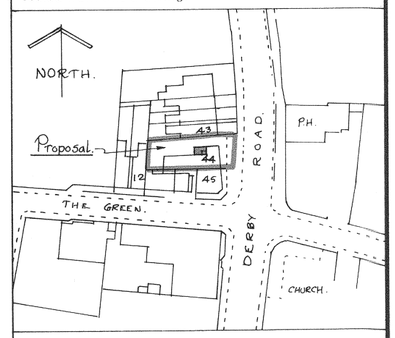

LOCATION PLAN. (SCALE-1:1250)

A		
	Date	Revisions

© copyright

Client
SWANWICK DENTAL PRACTICE

Job Title
PROPOSED SINGLE STOREY. SIDE EXTENSION TO DENTAL PRACTICE AT No.44 DERBY ROAD. SWANWICK. DERBYS DE55-1AB

Drawing Title
PROPOSED - LAYOUTS.

Scale 1:100 & 1:1250. & 1:50

Date MAY- 2020 | Drawn by DBD

DICKINSON BUILDING DESIGN LTD.
BUILDING DESIGN CONSULTANTS
Domestic/Industrial/Commercial
Local Authority Approvals
Building Plans, Grants etc.
01332 831429
Mob. 07989 025551
E: dbdltd@btconnect.com
Rectory Lane
Breadsall, Derby
DE21 5LL

Drg. No. 18/05/2020/02. | Rev.

420 x 594mm A2