

FULL PANEL PLAN

	Mesh Size Vertical mm		Mesh Size Horizontal mm		Bar Size mm		Solidity %	
	Min	Max	Min	Max	Min	Max	Min	Max
STW Type B	195	215	40	60	4.75	5.25	11%	16%

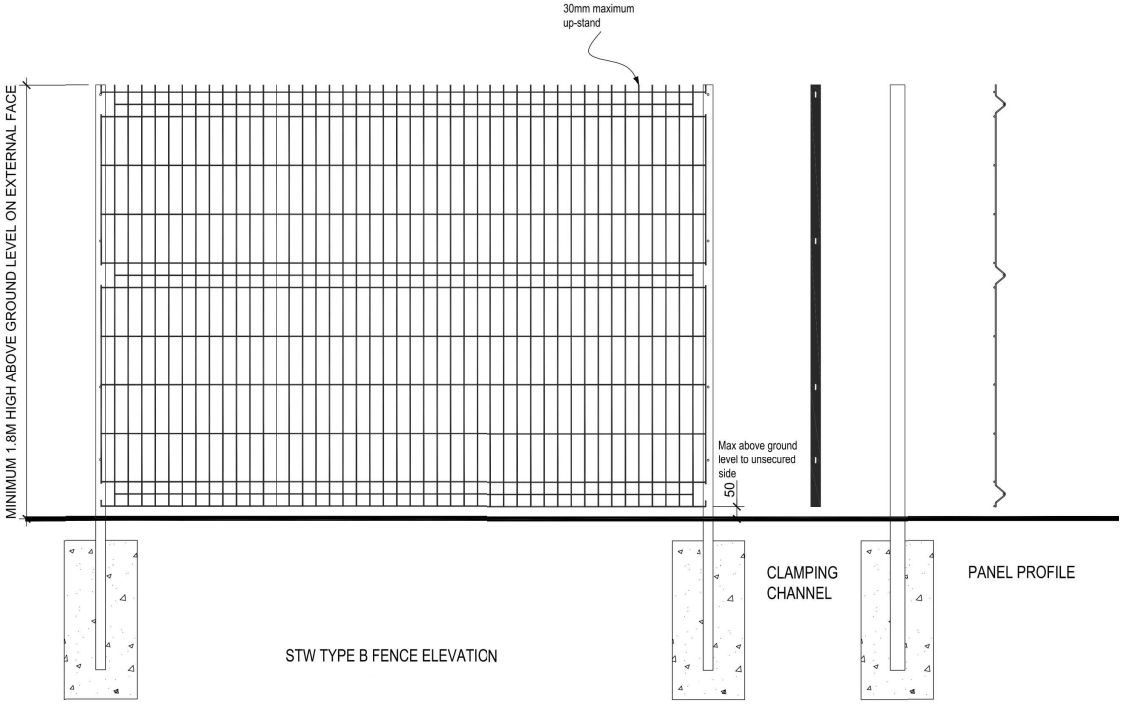

STW TYPE B FENCE ELEVATION

POST PROFILE

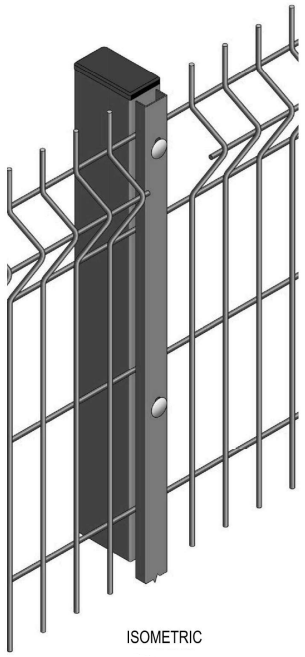

ISOMETRIC

NOTES:

1. THIS DRAWING IS ILLUSTRATIVE FOR STANDARD INSTALLATIONS. WHERE SITE CONDITIONS DO NOT PERMIT PLEASE CONTACT THE STW SECURITY MANAGER.
2. FOUNDATIONS SHOWN ARE ILLUSTRATIVE ONLY. THE CONTRACTOR MUST PREPARE FOUNDATIONS IN ACCORDANCE WITH SITE SPECIFIC GROUND CONDITIONS
3. ALL DIMENSIONS SHOWN ARE SUBJECT TO MANUFACTURING TOLERANCES.
4. PANALS CAN BE STEPPED AS REQUIRED WHEN INSTALLING FENCES ON SLOPING GROUND. WHERE GRADIENTS EXCEED 1:16, IT IS RECOMENDED THAT TALLER PANELS ARE EITHER PART BURIED OR ADDITIONAL POSTS ARE USED. TOP EDGE OF PANEL MINIMUM 1.8M ABOVE GROUND. BOTTOM EDGE OF PANEL MAXIMUM 50MM ABOVE GROUND TC UNSECURED SIDE.

KEY

- BLACK PLASTIC INSERT CAP TO SUIT
- WASHER AND PERMACONE NUT
- 60 x 40 x 2.5mm (wall thickness) POST PLAN
- FULL LENGTH 41 x 21mm CLAMPING CHANNEL
- M8 x 95mm CUP SQUARE GALVANISED STEEL BOLT

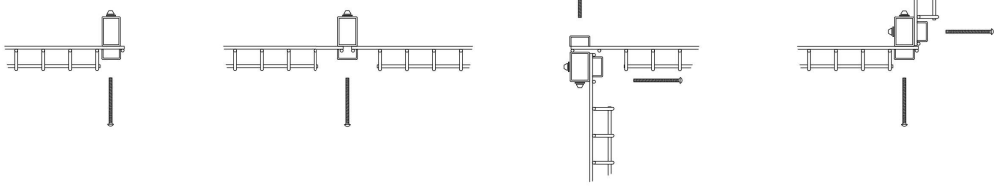

END PLAN | IN-LINE PLAN | INTERNAL CORNER PLAN | EXTERNAL CORNER PLAN

FOUNDATIONS TO BS1722-14

POSTS HOT DIPPED GALVANISED TO BS EN ISO 1461

PANELS GALVANISED TO BS EN 10244-2:2009

PPC TO BS EN 13438 MINIMUM 80 MICRONS

MINIMUM 15 YEAR GUARANTEE TO FENCE SYSTEM

REV	DATE	DESCRIPTION	DR'n	CHK'd	APR'd
B	26/02/2020	No Changes	K.P.S	P.C.S	M.S
A	15/01/2020	For Approval	K.P.S	P.C.S	M.S

FOR APPROVAL

xylem
WATER SOLUTIONS Ltd.
UNIT 1, 106 HAWLEY LANE
FARNBOROUGH
HAMPSHIRE GU14 8JE
TEL No. (01252) 513266
FAX No. (01252) 532695

xylem
Let's Solve Water

PROJECT: SHIPLEY LAKESIDE
DERBYSHIRE
DE75 7JL

TITLE: FOUL WATER PUMPING STATION
FENCE DETAILS - PUMP STATION 1

CLIENT: WAYSTONE DEVELOPMENTS

WATER AUTHORITY: SEVERN TRENT WATER

SCALE AT A1	1:10	SCALE AT A3	1:20	APR'd MS	DATE 15/01/2020
PROJECT REF.	Q1193497			CHK'd PCS	DATE 15/01/2020
DRAWING No.	A 6696 - 09			DR'n KPS	DATE 15/01/2020