NOTES:
Copyright of this drawing belongs to Architectural Building Design Services (ABDS) and no part may be reproduced or utilised in any way whatsoever without prior written consent of ABDS.
Figured dimensions shall be taken in preference to scaled dimensions and any discrepancies or errors are to be referred to the designer.
Contractor, sub-contractor and suppliers must verify all dimensions on site before commencing work or making any fabrication drawings.
All elements such as structural walls, beams etc are to be checked on site for suitability prior to works undertaken.
All drawings to be read in conjunction with each other and all notes / building regulation specification, energy calculations, structural calculations / design and other professional / consultation documents associated with the project.

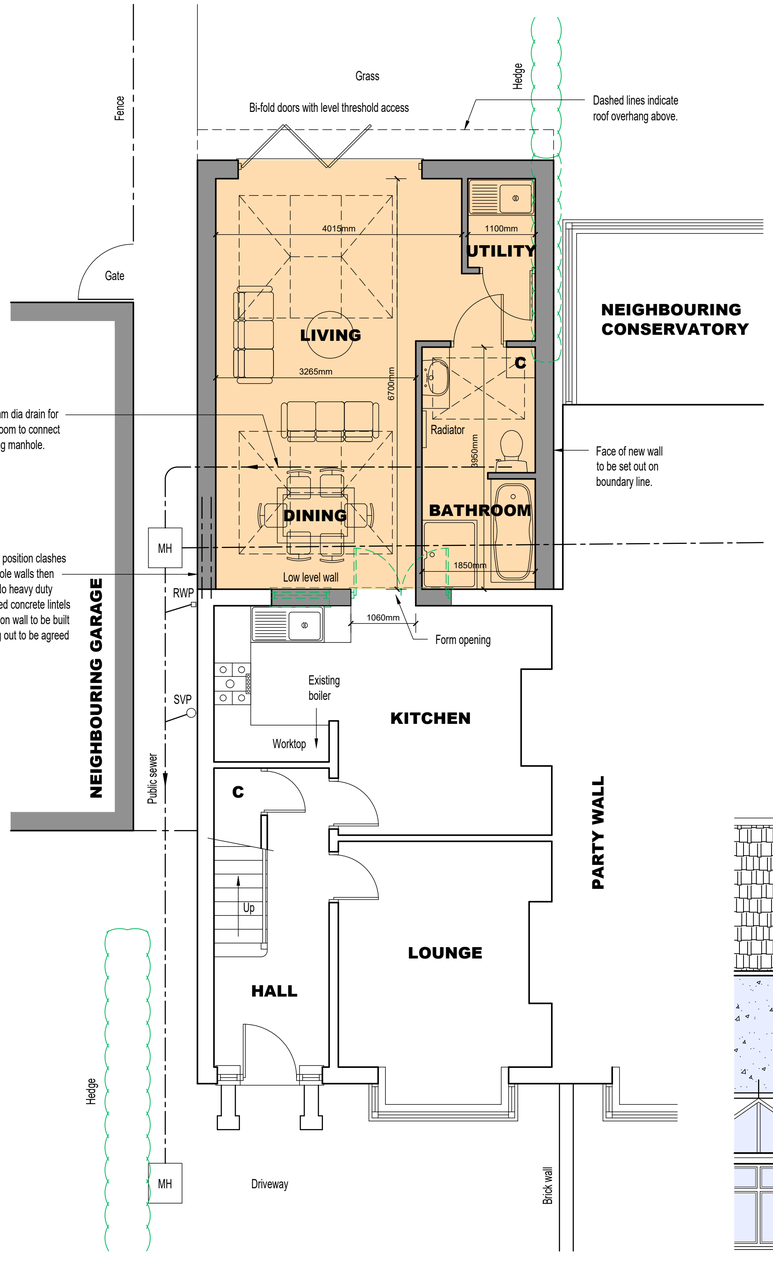

PROPOSED SITE / FLOOR PLAN

– – – – – – – – – = Walls, doors, windows, structure etc to be removed.

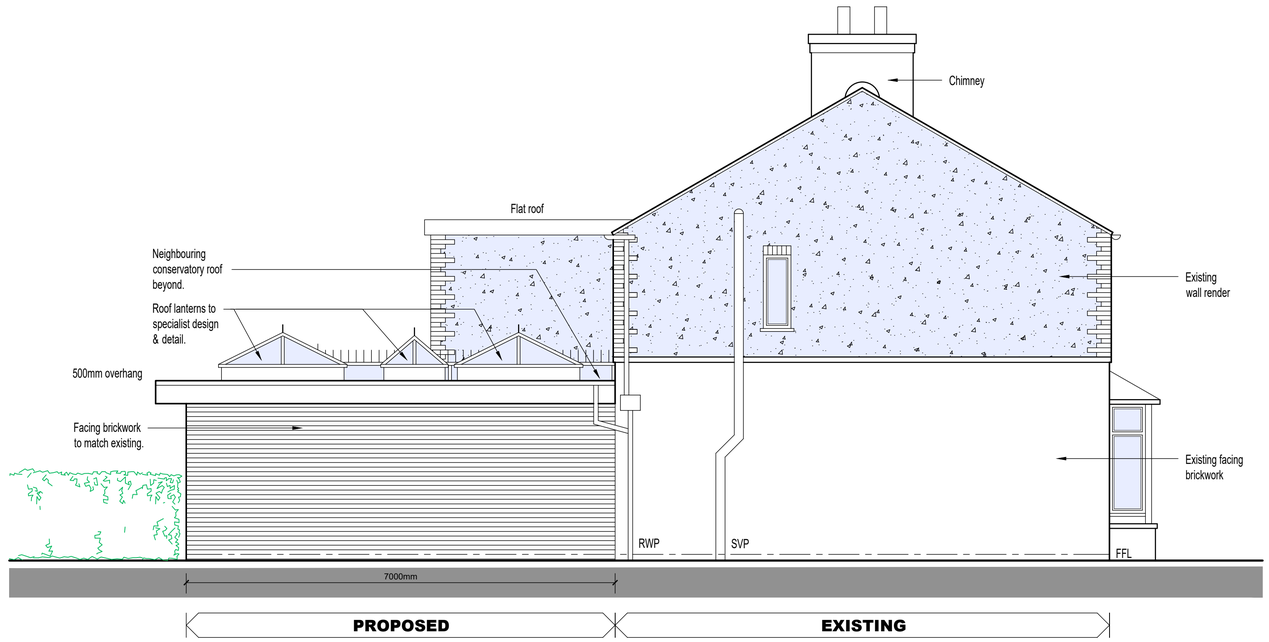

SIDE ELEVATION

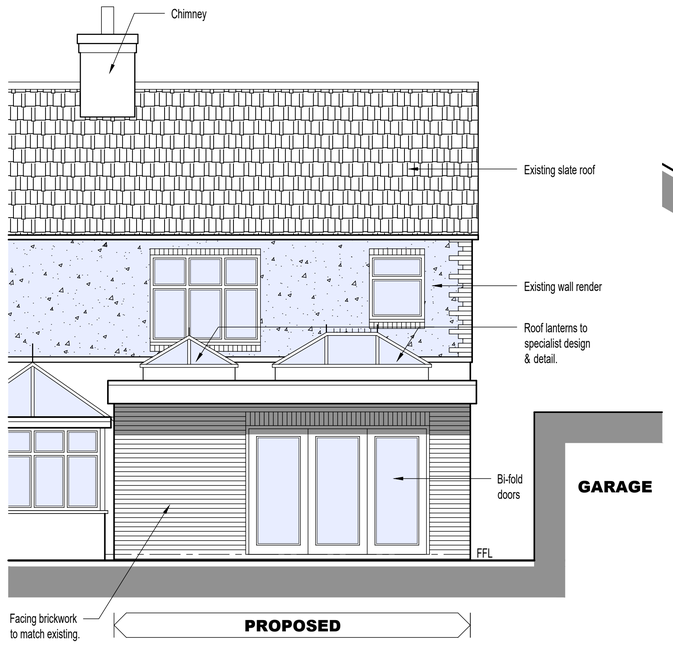

REAR ELEVATION

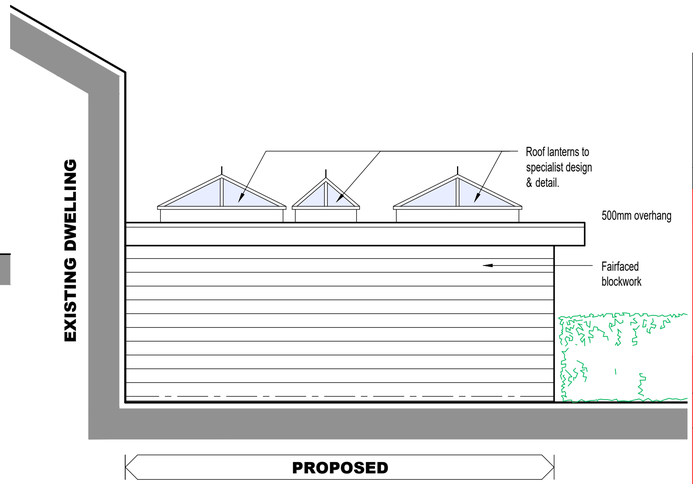

SIDE ELEVATION

REV:	DATE:	DESCRIPTION:	BY:

ABDS
Architectural Building Design Services
PO Box 7291, Alfreton, Derbyshire, DE55 9BA
Tel: 07773 899 597
E-mail: abds@abds.biz Web Site: www.abds.biz

PROJECT:
ALTERATIONS AND EXTENSIONS

DRAWING TITLE:
PROPOSED PLAN & ELEVATIONS

PROJECT ADDRESS:
151 NOTTINGHAM ROAD
ALFRETON
DERBSYHIRE. DE55 7FL.

CLIENT:
Mr and Mrs Euerby

DATE: May 2020 SCALE: 1:50 FORMAT: A1

DRAWN : CF
CHECKED:
APPROVED:

DRG NO: 2010 / 02
2020 ©
This drawing is copyright of Architectural Building Design Services & cannot be reproduced without written concent

REVISION:
Actual Size
0 10mm