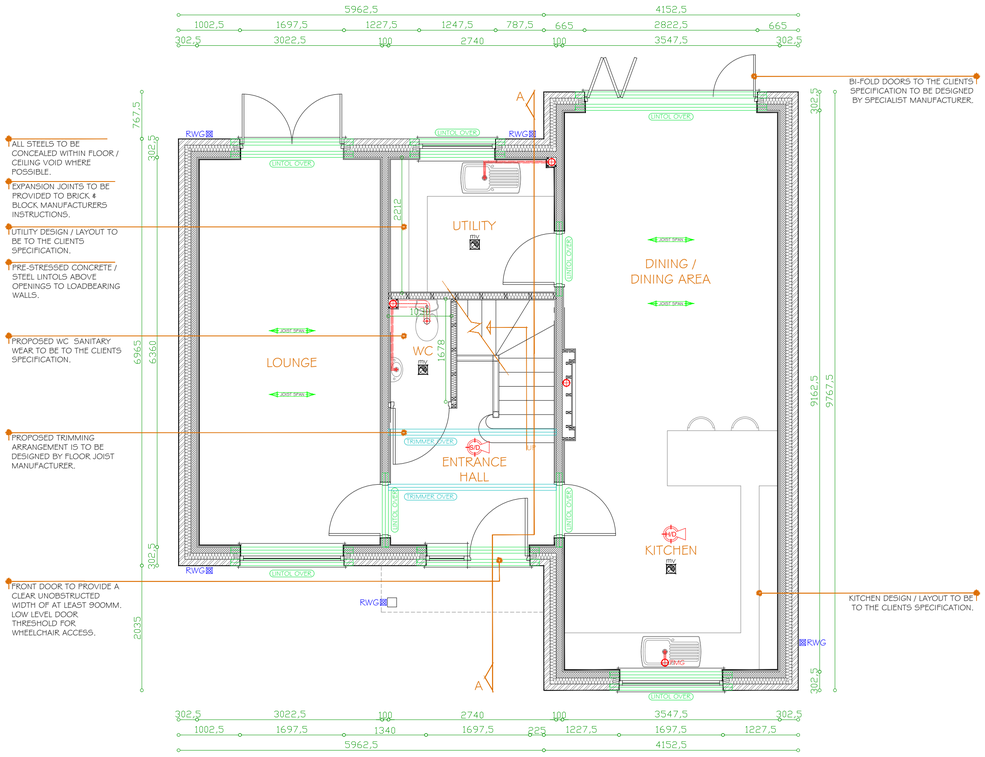

GROUND FLOOR LAYOUT (1:50)

FIRST FLOOR LAYOUT (1:50)

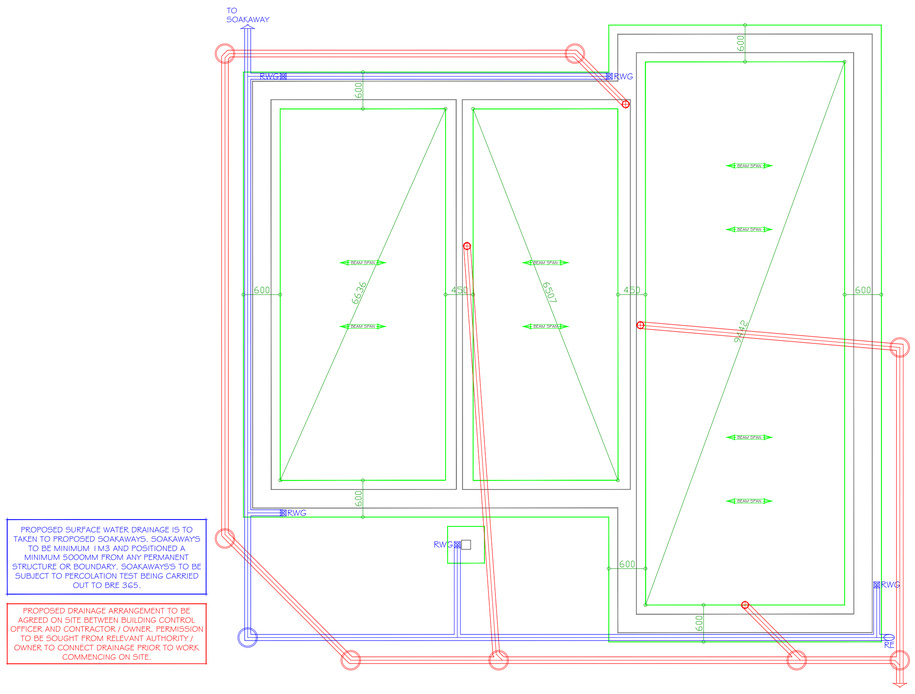

FOUNDATION / DRAINAGE LAYOUT (1:50)

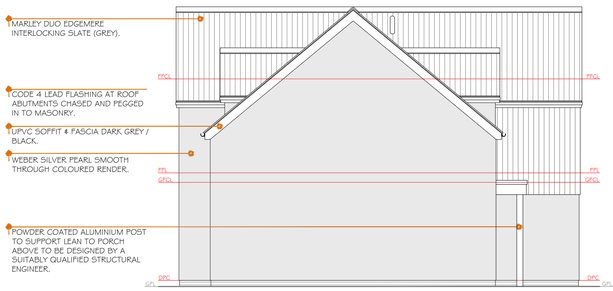

SIDE ELEVATION (1:75)



FRONT ELEVATION (1:75)

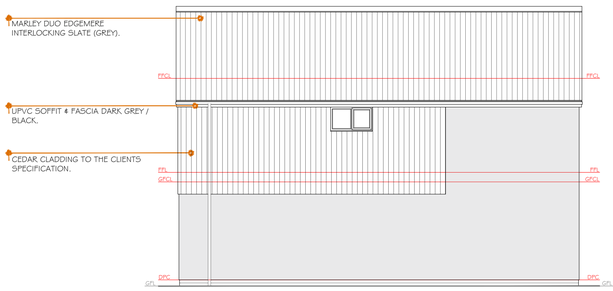

SIDE ELEVATION (1:75)

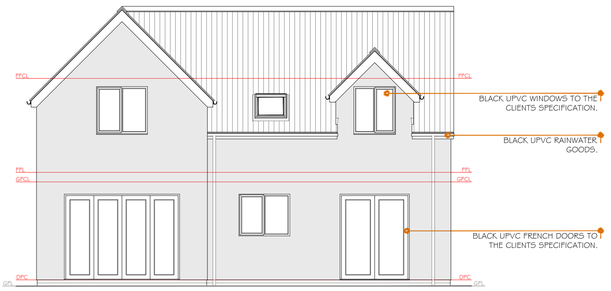

REAR ELEVATION (1:75)

PLEASE NOTE!

- DO NOT SCALE OFF DRAWINGS.
- DRAWING IS TO OBTAIN BUILDING REGULATION APPROVAL ONLY.
- BOUNDARIES, DIMENSIONS AND LEVELS ARE TO BE CHECKED ON SITE BY THE CHOSEN CONTRACTOR; ANY ANOMALIES / DISCREPANCIES ARE TO BE REPORTED TO GREEN 2K DESIGN LTD.
- ALL MATERIALS SPECIFIED ARE TO BE USED STRICTLY IN ACCORDANCE WITH MANUFACTURERS RECOMMENDATIONS AND CODES OF PRACTICE.
- WHERE PLANNING PERMISSION IS SOUGHT, ALL EXTERNAL MATERIALS ARE TO BE SUBMITTED TO, AND APPROVED IN WRITING BY THE LOCAL AUTHORITY PLANNING SECTION PRIOR TO WORK COMMENCING ON SITE.
- BLOCK AND SITE PLANS ARE REPRODUCED UNDER LICENSE FROM THE ORDNANCE SURVEY.
- INFORMATION GIVEN ON THIS DRAWING REGARDING THE POSITION OF ANY SERVICES ARE GIVEN FOR YOUR ASSISTANCE AND GUIDANCE ONLY. WHERE THE WORKS APPROACH THE POSITION OF SERVICES IT WILL BE NECESSARY TO USE LOCATING APPARATUS OF HAND EXCAVATED TRIAL HOLES TO LOCATE THEM.
- ALL WORK TO BE IN ACCORDANCE WITH STRUCTURAL ENGINEERS DETAILS AND CALCULATIONS, AND APPROVED BY LOCAL AUTHORITY.
- SHOULD PERSONS CARRYING OUT WORKS WISH TO CHANGE SPECIFICATION, THEN THEY DO SO AT THEIR OWN RISK.
- ALL WORKS TO BE CARRIED OUT IN ACCORDANCE WITH ENERGY ASSESSORS CALCULATIONS AND THERMAL BRIDGING DETAILS.
- ALL ITEMS AND DETAILS WHICH ARE TO MATCH OR LINE UP ARE TO BE SITE MEASURED PRIOR TO SETTING OUT OR MANUFACTURE.
- ⊞ = MEANS OF ESCAPE WINDOW

REV.	DATE.	INT.	DETAILS.
'A'	27/05/20	RTJ	REVISED SCHEME IN LINE WITH CLIENT COMMENTS

green2k design
Architectural Designers & Chartered Surveyors

Thomas Henry House,
First Floor,
1-5 Church Street,
Ripley,
Derbyshire,
DE5 3BU

t 01773 512935
f 0870 8362206
e info@green2kdesign.com

RICS the mark of property professionalism worldwide

Client Details
MR & MRS S BOXALL

Site Address
LAND AT THE WILLOWS
52 HEANOR ROAD
CODNOR
DERBYSHIRE
DE5 9SH

Proposed Work
CONSTRUCTION OF A DETACHED DWELLING

Drawing Title
PROPOSED LAYOUTS & ELEVATIONS

Drawn: - RTJ / TRW | Date: - SEPT 16

Job Status: -
'AWAITING APPROVAL'

Job No: - 1155

Sheet No: - 201 Rev - 'A'

Scale: - 1:50, 1:75 @ A1