

Cross Section



Cross Section

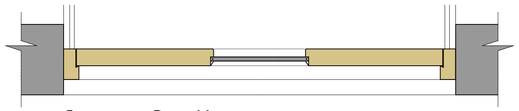

Cross Section



Cross Section



External Door 1
Elevation

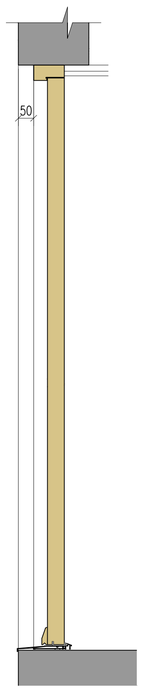

Vertical
Section



External Door 2
Elevation

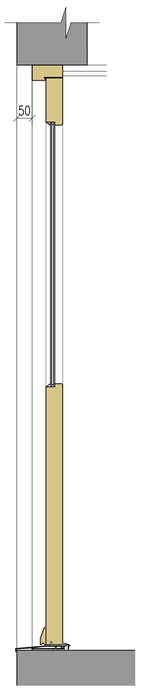

Vertical
Section

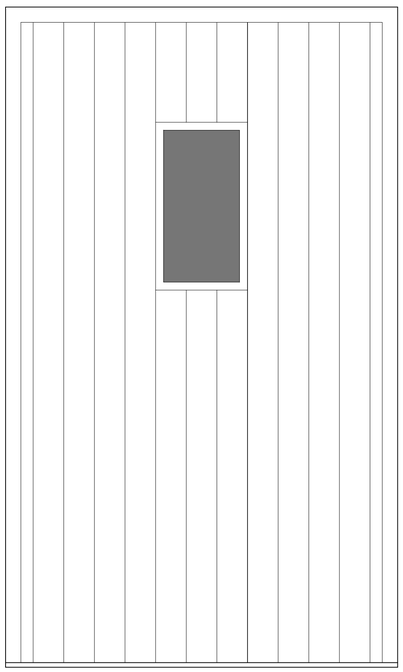

External Door 3
Elevation

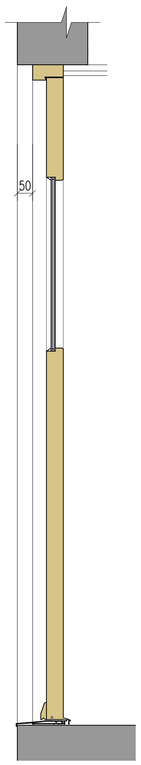

Vertical
Section



External Door 4
Elevation

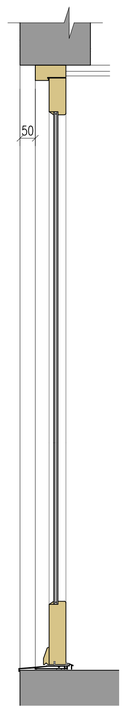

Vertical
Section

Velux Conservation Roof Window Details

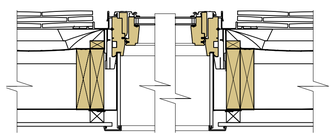

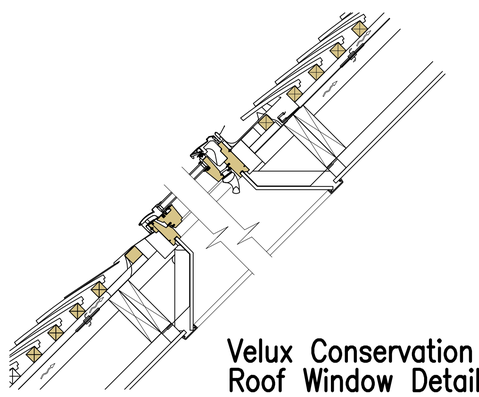

Velux Conservation
Roof Window Details

Windows & Doors

i) External doors and window frames to be constructed from painted timber. All timber shall be pressure impregnated with an approved preservative during manufacture prior to assembly and certificates shall be furnished. They shall be supplied to site complete and finished with an approved Micro porous paint system. Colour to be white.
ii) All doors and windows shall be double glazed with hermetically sealed units, with a 4mm argon filled gap between panes and a low emissivity coating of 0.15 rating. The glass shall be in accordance with BS 6262 and the safety glazing shall be in accordance with BS 6206.
iii) The glazed wall area must not exceed 25% of the floor area.
iv) All bathrooms, utility rooms and en-suite shower rooms shall be glazed with double glazed units incorporating obscure glass to the external pane strictly in accordance with BS 6206.
v) All windows shall furnish 5% of the floor area free controllable ventilation and incorporate trickle vents giving 8000sqmm permanent ventilation to habitable areas and 4000sqmm to non habitable areas as a minimum
vi) Each bedroom must be fitted with at least one fire escape window offering a minimum clear opening of 450mm, a sill height of 800-1100mm AFFL and a min opening area of 0.33sqm.
vii) Frames are to be set into openings and sealed to the brickwork with Arbosil 1081 silicone sealant, colour to be specified, brickwork to be primed if required with Arbo 2650 primer strictly in accordance with the manufacturers instructions.
viii) All windows to be fitted with pointed 22mm MDF cill boards.
ix) Drawings and details are indicative only. Prior to the windows being manufactured, the chosen subcontractor is to produce shop drawings for the Designer and Building Control Officer approval.
x) Windows set 75mm in reveal and doors set 50mm in reveal.

Project.
Housing Development
Upper Northfield Close
Belper, Derbyshire

Title.
Housing Develpment
Workshop Conversion

Feature.
Doors & Roof
Light Details

Client.
Carter Construction Ltd

Drawing No.
17419/WS/A/03a

Revision.

Scale
1:10 @ A1

Drawn
James Lombardo

gla
architecture
design + technology
Gino Lombardo Associates Ltd. 42 Friar Gate, Derby, DE:
tel: 01332 342990 I email: mail@gla-ltd.co.uk.
web: www.gla-ltd.co.uk

© designs and details are copyright and cannot be used without p