

front elevation

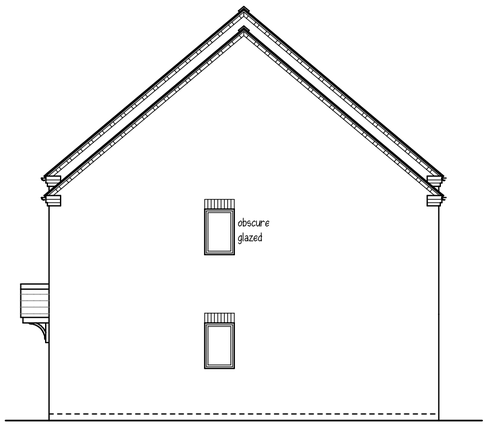


side elevation



rear elevation

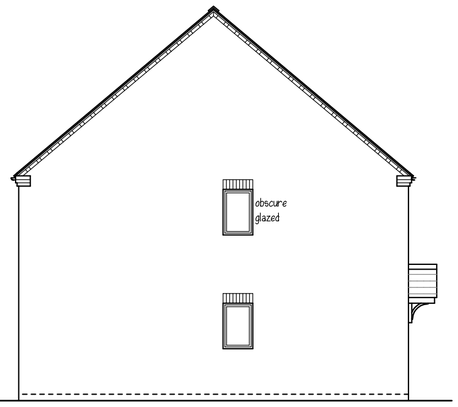


side elevation

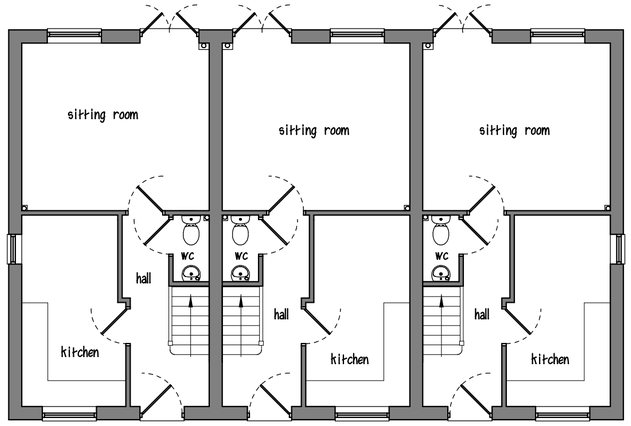


ground floor layout

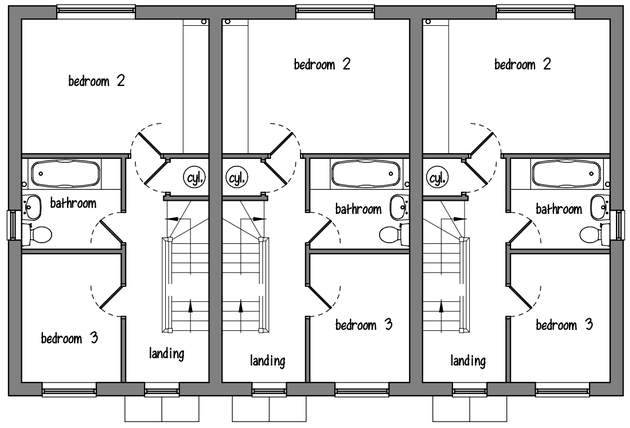


first floor layout

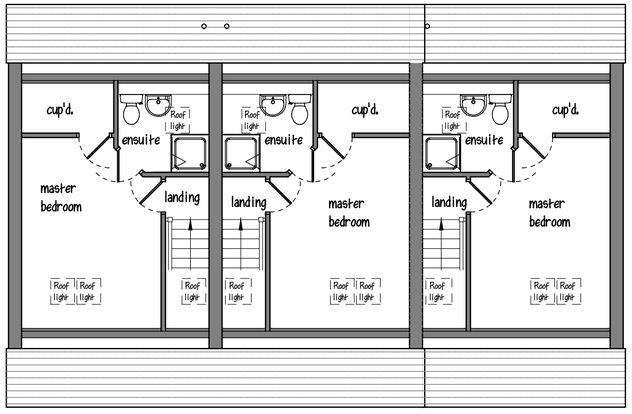


second floor layout

Plots 3 - 5 Terraced (97.4m² floor area)

| | | |
|---|---|---|
| A | Plot 5 floor level lowered by 450mm | 10/07/19 |
| B | Plot 5 moved in line with other plots | 22/10/19 |
| REVISIONS | | DATE |

CLIENT J MELROSE DEVELOPMENTS LIMITED

ADDRESS ALL SAINTS CHURCH HALL
MOSELEY STREET - RIPLEY

PROJECT RESIDENTIAL DEVELOPMENT

DRAWING SCHEME DESIGN PLOTS 3 - 5

SCALE 1:100

DATE MAY 2019

DWG No. PA/19-008 SK 81 12 B

**PILKINGTON ARCHITECTURE**
**29A STRETTEA LANE**
**HIGHAM**
**ALFRETON**
**DERBYSHIRE**
**DE55 6EJ**

**Tel : 01773 843333**
**jon@pilkington-architecture.co.uk**

This drawing is copyright.
Contractors must check all dimensions on site, working only from grid & figure dimensions.
Discrepancies must be reported to the designer before work is done.