

FRONT ELEVATION. (W.)

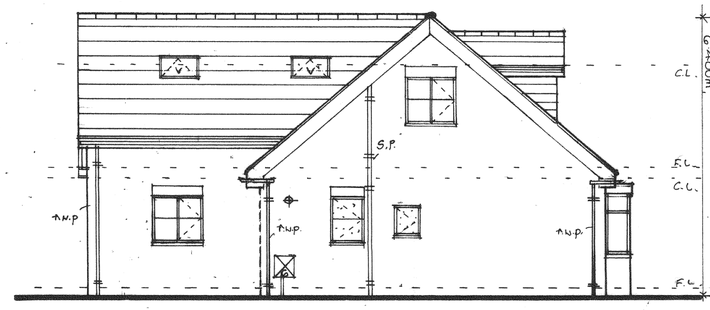

SIDE ELEVATION. (N.)

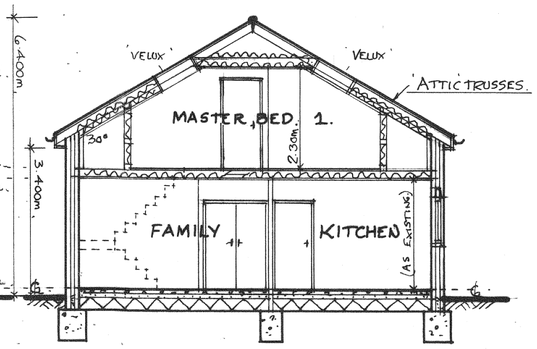

SECTION A : A.



REAR ELEVATION. (E.)

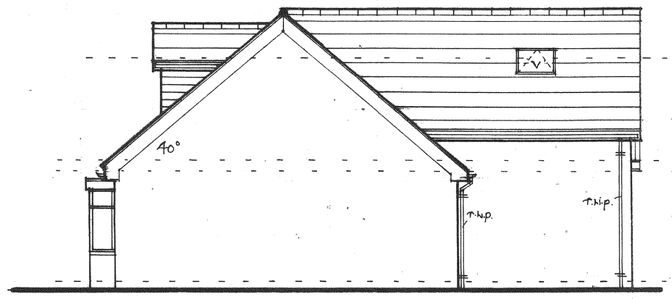

SIDE ELEVATION. (S.)

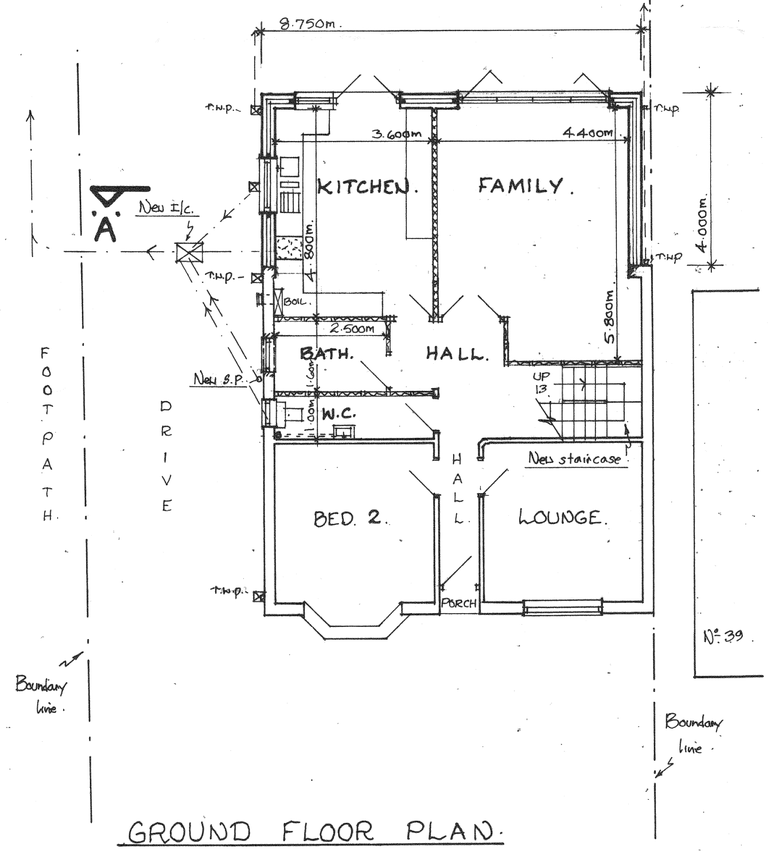

GROUND FLOOR PLAN.

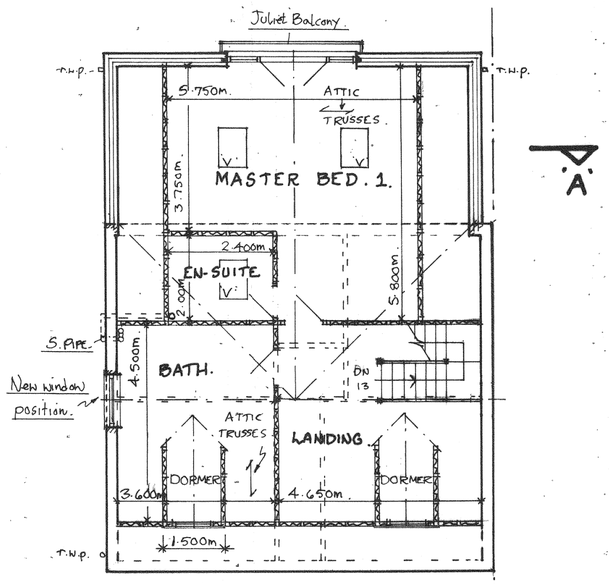

ROOF LAYOUT PLAN.

GENERAL NOTES :-

ROOFS :- To be constructed in framed Attic Trusses by an approved specialist company to B.S. All as agreed on site with the Building Control Surveyor.

STAIRCASE :- Softwood staircase to have 13№ equal risers of approx 220mm and equal goings of 250mm. (800mm wide.)

DORMER WINDOW :- Construction to be matching roof tiles hung vertically, on 25 x 38mm s/w treated tile battens, fixed to breathable membrane (having a vapour resistance of not more than 0.6 MN s/g.) On 12mm thick WPD - external quality ply sheeting. Ply to be fixed to treated timber framed studs. using 100 x 50mm, head & sole plates & vertical studs at 450mm centres. Insulation to be 100mm Celotex FR400 between studs, plus 12.5mm KNAUF wallboard over. Vapour barrier to internal face of insulation and finish with 3mm skim coat plaster.

NOTE :- SEE STRUCTURAL DETAILS & CALCULATIONS FOR ATTIC TRUSSES (CONDITION.)

PLEASE REFER TO THE GENERAL SPECIFICATION FOR THE MAIN CONSTRUCTION DETAILS, BUILDING REGULATIONS, APPROVED DOCUMENT, ETC

Notes:
All dimensions must be checked on site and not scaled from this drawing.

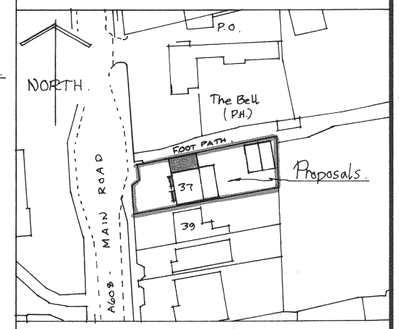

LOCATION PLAN (SCALE-1:1250)

A		
	Date	Revisions

© copyright

Client

MR. M.J. DUNNE.

Job Title

PROPOSED ALTERATIONS & EXTENSIONS TO A DETACHED BUNGALOW AT №. 37 MAIN ROAD, SMALLEY. DERBYS. DE7-6EF.

Drawing Title

AS BUILT - LAYOUTS.
(PREVIOUS APRIL-2017.)
AVA/2017/0436

Scale 1:100 & 1:1250

Date OCT - 2020 | Drawn by

DICKINSON BUILDING DESIGN LTD.
BUILDING DESIGN CONSULTANTS
Domestic/Industrial/Commercial
Local Authority Approvals
Building Plans
Grants etc.
☎ 01332 831429
Rectory Lane
Breadsall
Derby
DE21 5LL

Drg. No. 05/10/2020/02. | Rev.

JOHN E. WRIGHT 542937

420 x 594mm A2.