

Proposed Ground Floor Plan
Scale: 1:50 @ A1

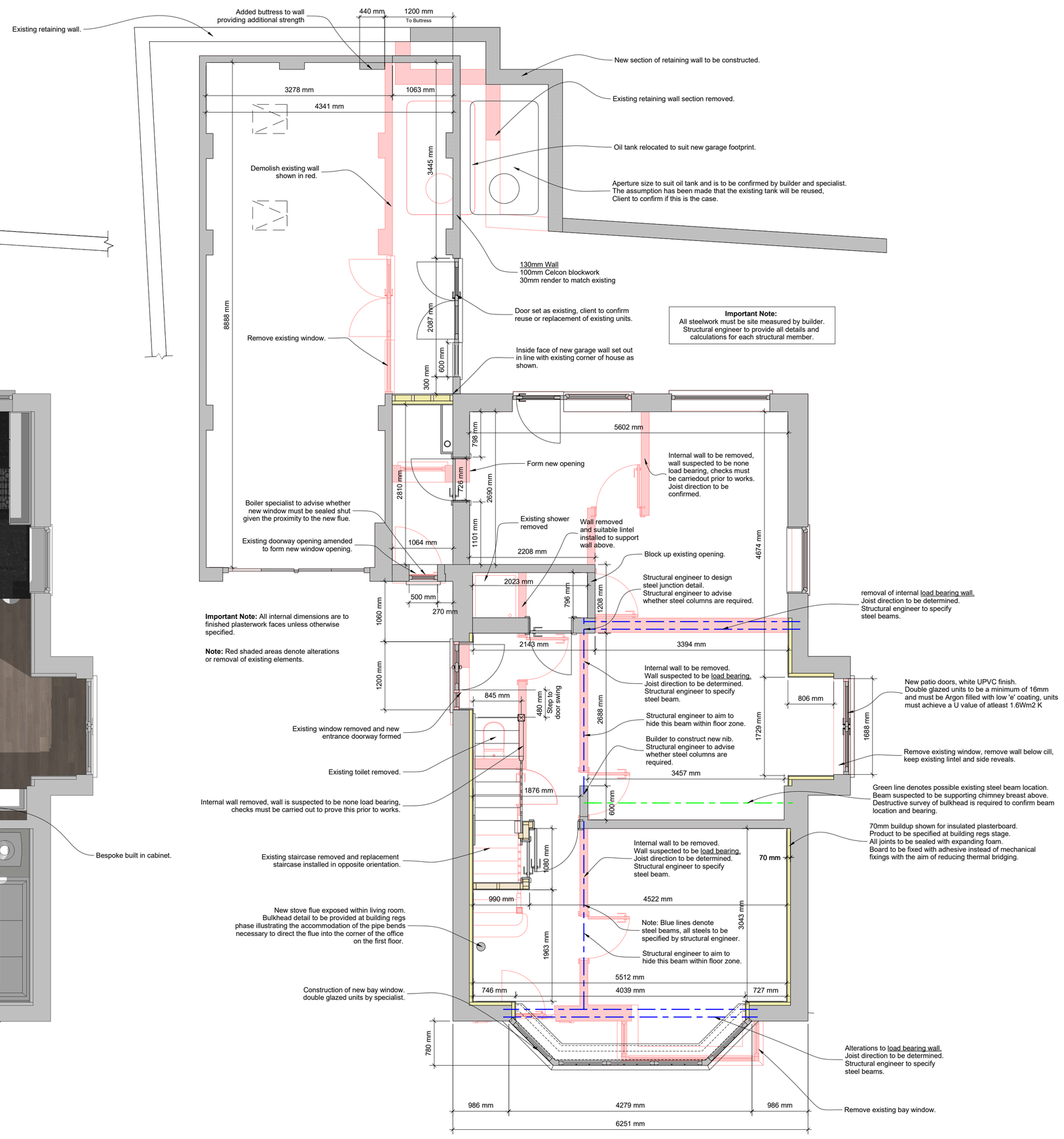

Proposed Ground Floor Alterations Plan
Scale: 1:50 @ A1

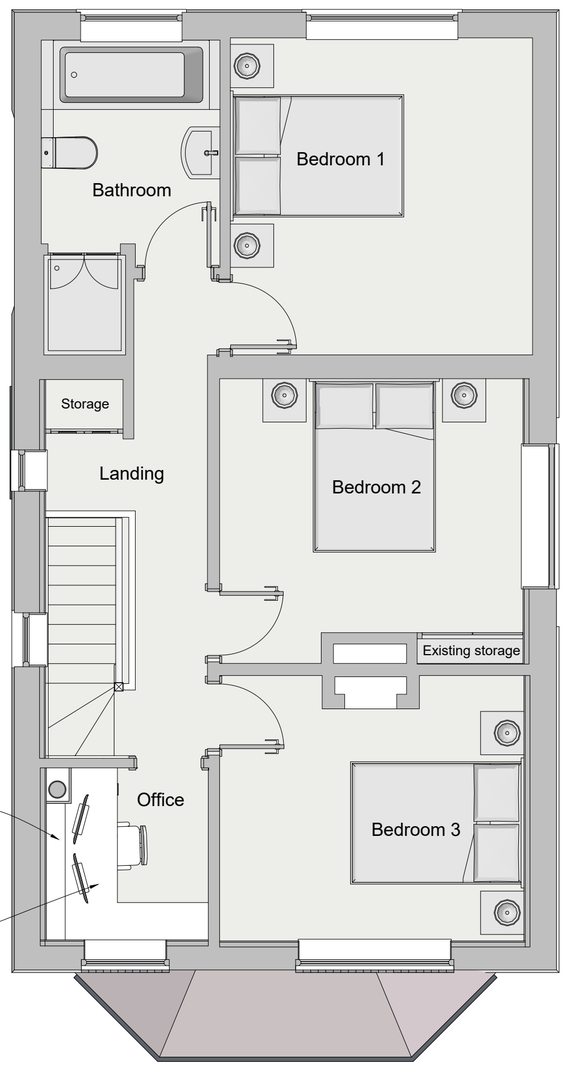

Proposed First Floor Plan
Scale: 1:50 @ A1

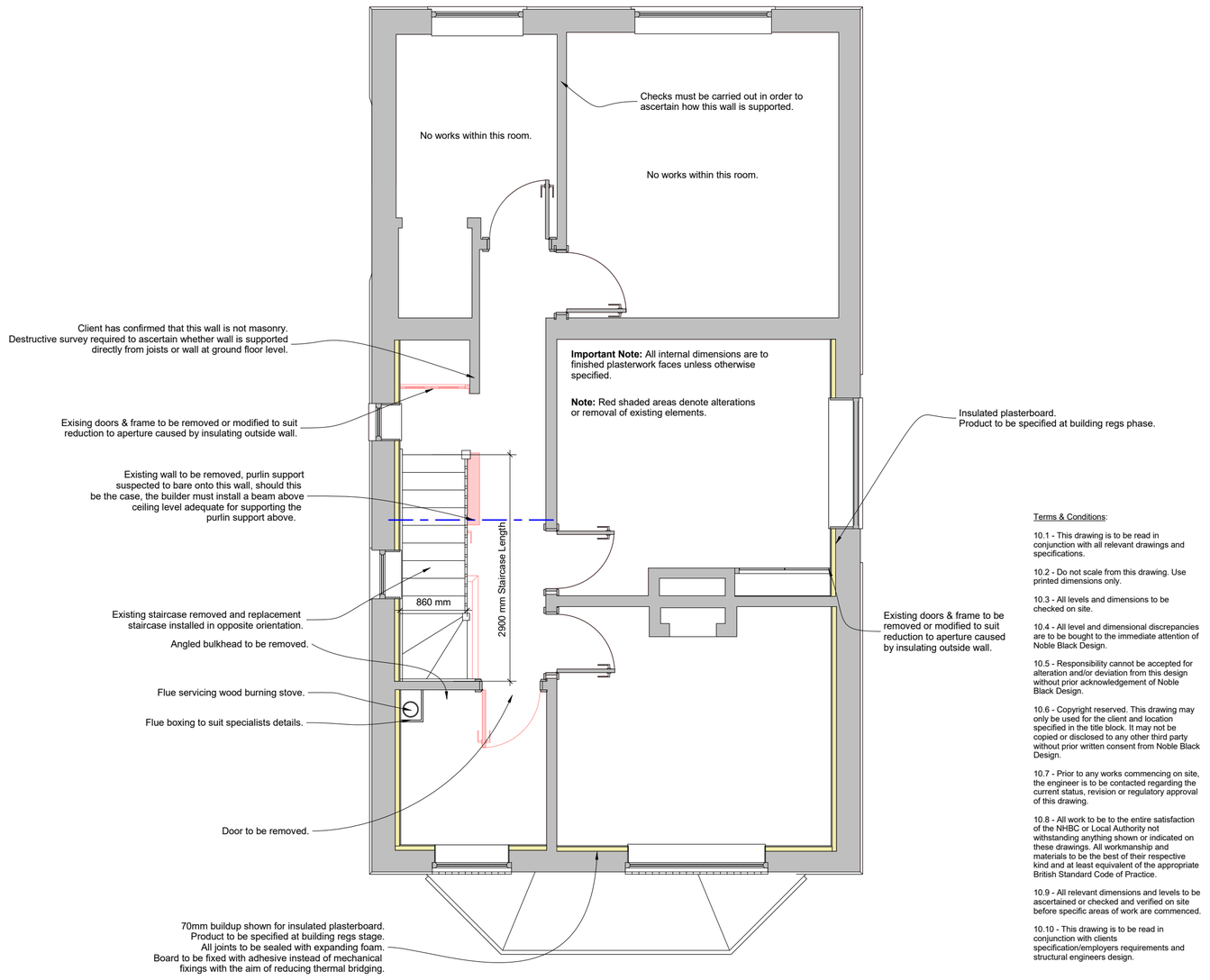

Proposed First Floor Alterations Plan
Scale: 1:50 @ A1

Terms & Conditions:

10.1 - This drawing is to be read in conjunction with all relevant drawings and specifications.

10.2 - Do not scale from this drawing. Use printed dimensions only.

10.3 - All levels and dimensions to be checked on site.

10.4 - All level and dimensional discrepancies are to be bought to the immediate attention of Noble Black Design.

10.5 - Responsibility cannot be accepted for alteration and/or deviation from this design without prior acknowledgement of Noble Black Design.

10.6 - Copyright reserved. This drawing may only be used for the client and location specified in the title block. It may not be copied or disclosed to any other third party without prior written consent from Noble Black Design.

10.7 - Prior to any works commencing on site, the engineer is to be contacted regarding the current status, revision or regulatory approval of this drawing.

10.8 - All work to be to the entire satisfaction of the NHBC or Local Authority not withstanding anything shown or indicated on these drawings. All workmanship and materials to be the best of their respective kind and at least equivalent of the appropriate British Standard Code of Practice.

10.9 - All relevant dimensions and levels to be ascertained or checked and verified on site before specific areas of work are commenced.

10.10 - This drawing is to be read in conjunction with clients specification/employers requirements and structural engineers design.

APPROVAL DECLARATION

I hereby approve this scheme and understand any further amendements that will take longer than one hour, are subject to a rate of £25 per hour.

A quotation will be agreed before the commencement of any further works.

Please check that the use, overall dimensions and finishes meet with your approval.

Name: .....

Signed: .....

Date: .....

NOBLE BLACK DESIGN
Imagine - Design - Build

Project Location:
The Cedars
Shaws Hill
Matlock
DE4 5EP

Drawing Name:
Proposed Floor Plans

Drawing Number:
TC-01-02

Drawn By
AW

Issued
3/10/2020

Revision:
B

PLANNING DRAWING

This drawing is not intended to be used for construction purposes