REV © 2Nº VELUX roof lights complete with sun-shade VELUX Awnings.



FRONT ELEVATION.

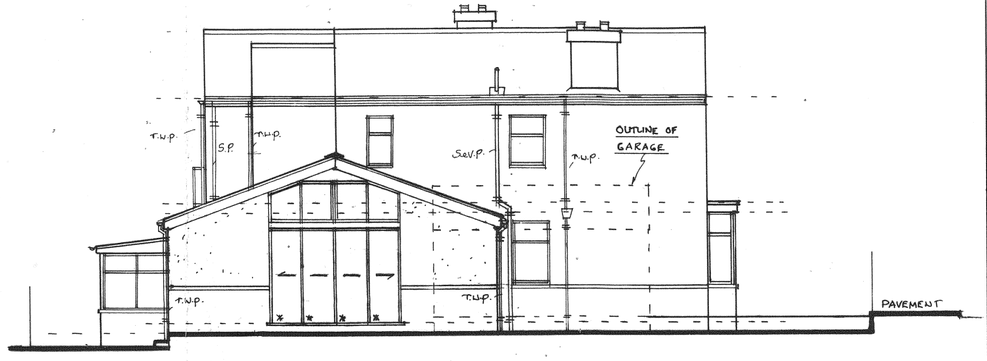

SIDE ELEVATION.

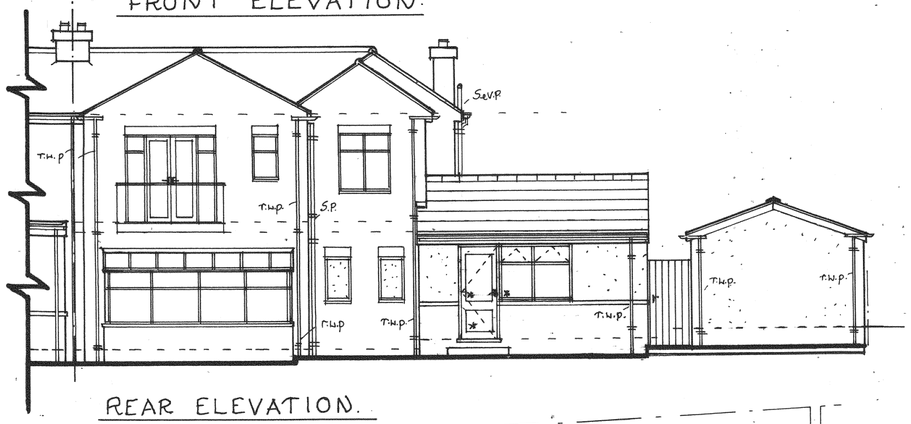

REAR ELEVATION.

FLASHINGS :- Code 4 lead, two course upstand and stepped type flashings.

WINDOWS / DOORS :- To be U.P.V.C. or aluminium double / triple glazed, sealed units to match existing, all as agreed with the client on site.

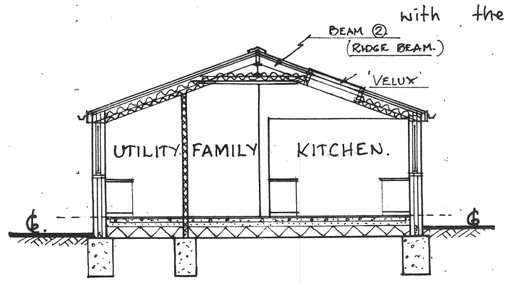

SECTION A : A.

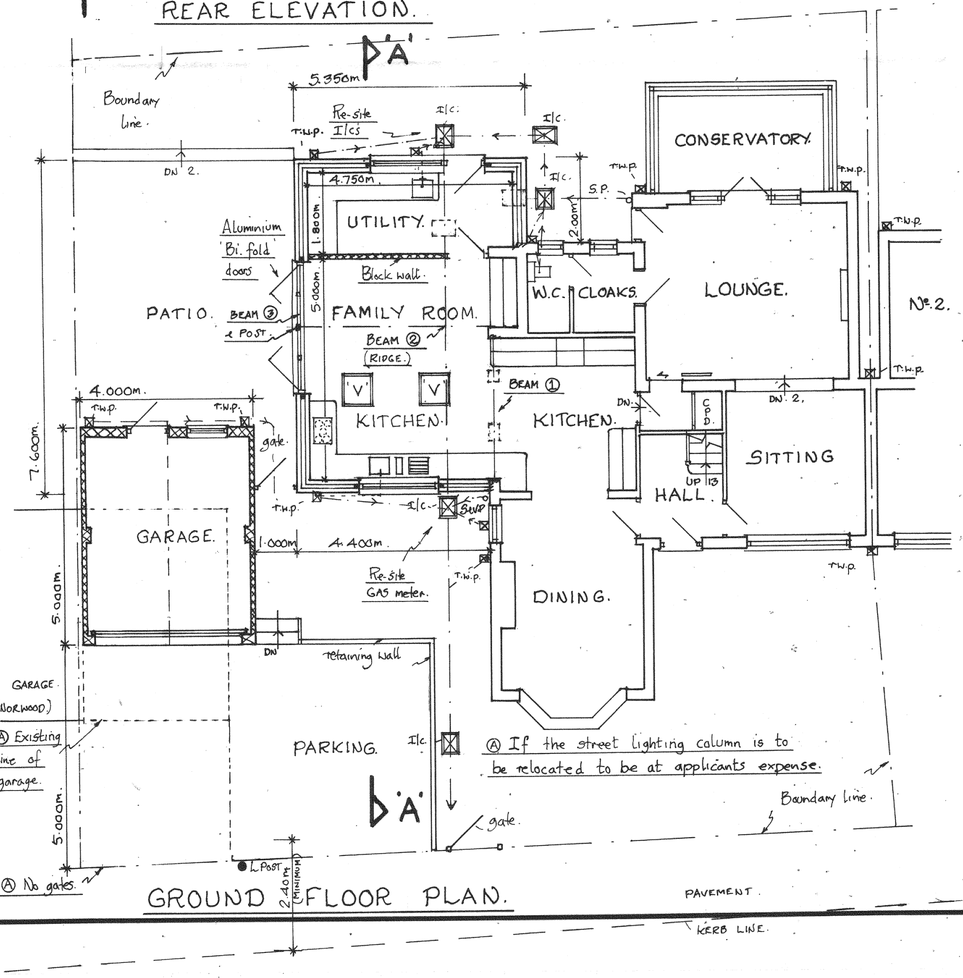

GROUND FLOOR PLAN.

NOTES :-

ROOF CONSTRUCTION :- To be traditional roof with matching concrete interlocking tiles (low pitch approx. 20°) Use either Marley 'Modern', 'Wessex' or similar plain tile, with a 100mm minimum overlap. Use 38 x 50mm softwood treated tile battens, on breatherble felt, over 150 x 50mm s/w. rafters & ceiling joists at 450mm centres. Rafters are to be 'doubled-up' at sides of roof lights. All timbers used to be C16 grade timber.
NOTE :- Roof lights used are to be suitable for a shallow pitch roof.

INSULATION TO OPEN CEILING :- Sloping ceiling areas are to achieve a 'U' value of 0.16. Use 110mm thick 'Jablite', 'Celotex' or 'Kingspan' or similar insulation between rafters ; and 40mm below with a 50mm clear air-space over. Or use a 'WARM ROOF' method with breatherble felt. All as agreed with the B.C. Surveyor on site.

DRAINAGE :- Protect all drains passing under the extensions, all as agreed with the B.C. Surveyor on site.

WALL CONSTRUCTION :- To be 300mm wide cavity walls with matching facing brickwork below window cill line and cement tender finish above, all to match the existing house.

NOTE :-
PLEASE REFER TO THE MAIN SPECIFICATION SHEET FOR ALL BUILDING REGULATIONS (APPROVED DOCUMENT) AND CONSTRUCTION DETAILS, ETC.

NOTE :-
PLEASE REFER TO THE STRUCTURAL ENGINEERS DESIGNS / CALCULATIONS RE- STEEL BEAMS, BEARINGS, ETC. & ROOF SUPPORTS.

Notes:
All dimensions must be checked on site and not scaled from this drawing.

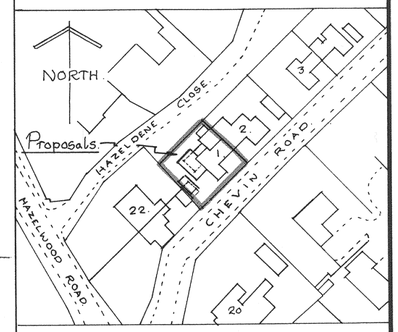

LOCATION PLAN. (SCALE - 1:1250)

	Date	Revisions
(B)	01/06/20	PLANNING/HERITAGE AMENDMENTS.
(A)	21/04/20	PLANNING/HIGHWAYS AMENDMENTS.
		GJO

© copyright

©	27/10/20	VELUX ROOF LIGHTS ADDED. GJO.

Client
MR. & MRS. D. STACEY.

Job Title
PROPOSED SINGLE STOREY SIDE/REAR EXTENSIONS TO SEMI-DETACHED HOUSE AT Nº. 1 CHEVIN ROAD, DUFFIELD, DERBYS DE56 4DS.

Drawing Title
PROPOSED - LAYOUTS.

Scale 1:100, & 1:1250.

Date MARCH 2020 | Drawn by GJO.

DICKINSON BUILDING DESIGN LTD.
BUILDING DESIGN CONSULTANTS
Domestic/Industrial/Commercial
Local Authority Approvals
Building Plans, Grants etc.
☎ 01332 831429
Mob. 07989 025551
E: dbdltd@btconnect.com
Rectory Lane
Breadsall, Derby
DE21 5LL



Drg. No. 13/03/2020/02 Ⓐ Ⓑ Ⓒ

Rev. Ⓐ 21/04/20 GJO. Ⓑ Ⓒ 27/10/20

420 x 594mm A2.