ATTACHMENT 2

Drawing No	Revision
Client: Mrs N Mann	

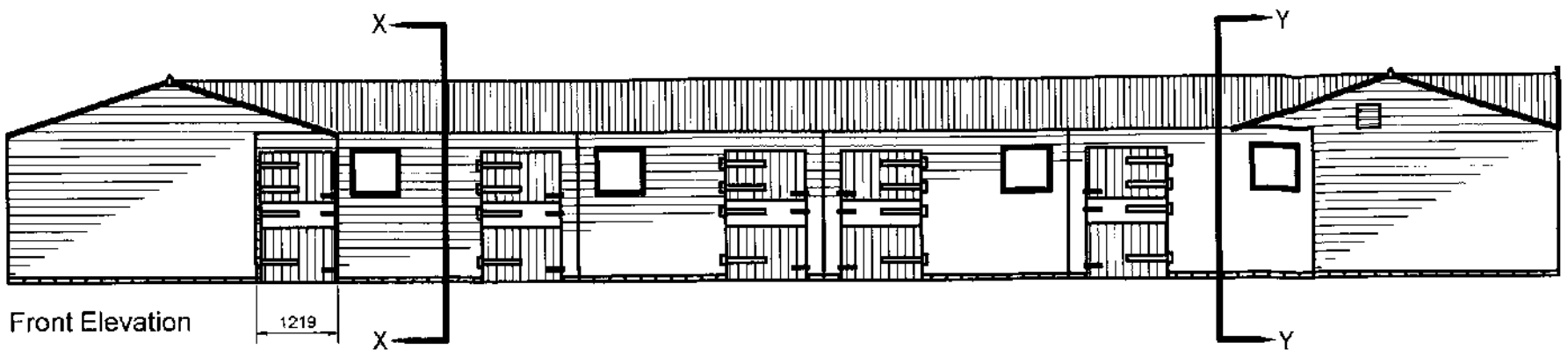

Front Elevation

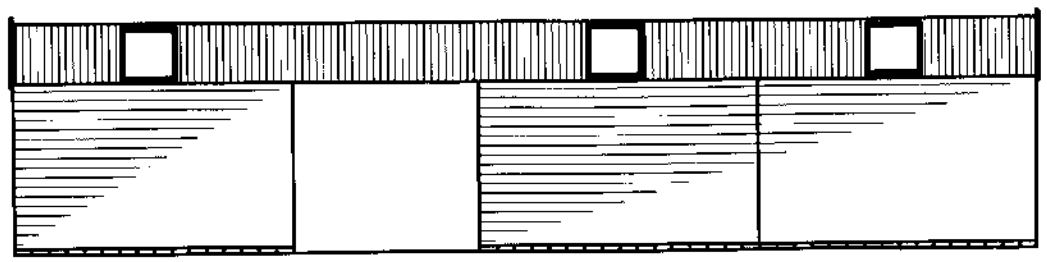

Side Elevations

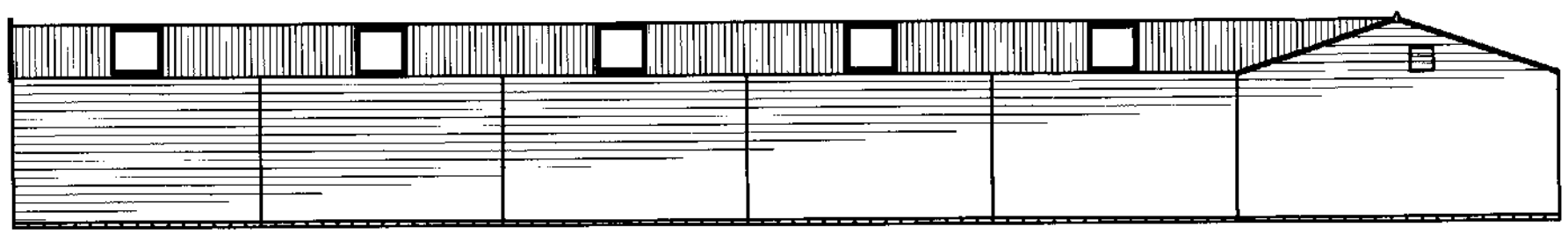

Rear Elevation

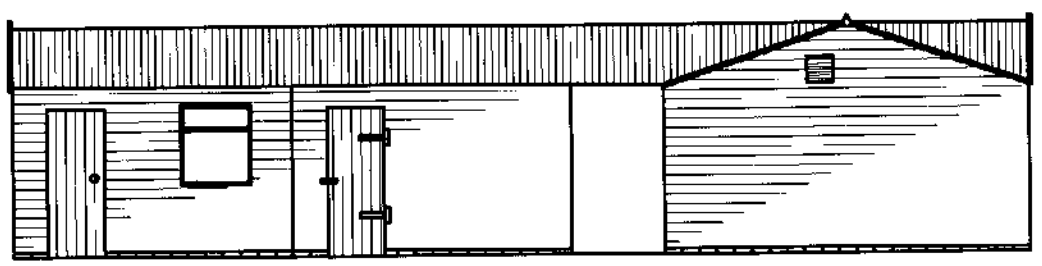

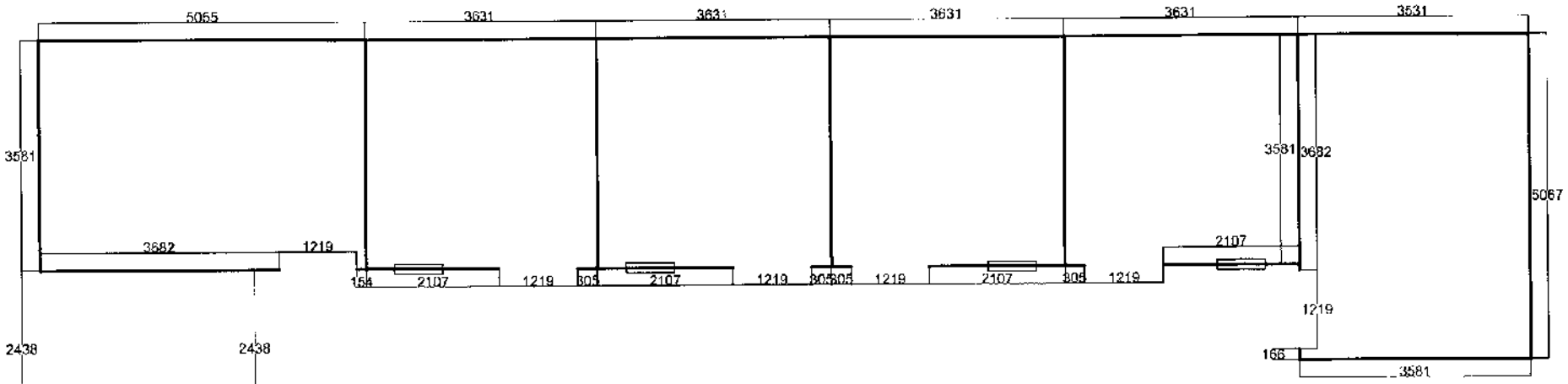

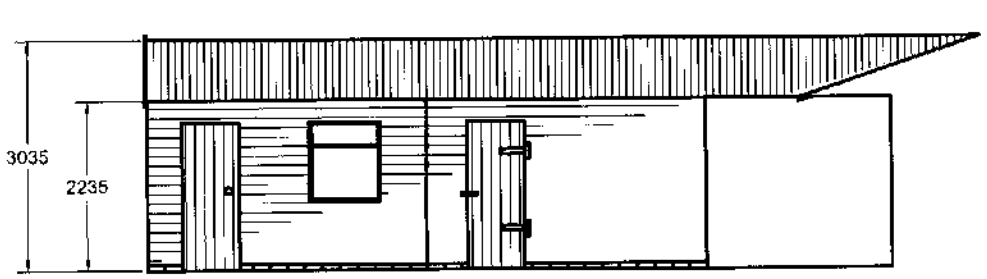

View on XX Axis



View on YY Axis

Walls are constructed by using 68 x 38mm cls spaced at 600mm centres, then covered in pressure impregnated Shiplap exterior cladding. Roof purlins are 88 x 38mm cls held in place by Jiffy joist holders on pre-fabricated trusses, then covered in black Onduline roof sheeting.
All fittings are galvanised.

This Drawing is NOT intended for Ground Works. When laying a Base refer to Manufacturer for base details in IMPERIAL dimensions.

Drawn by: Nicole Sharp	CHART STABLES LTD		
Scale: 1:100	Design Status: Output Approved	Description / Range: 4 x 3.6m x 3.6m Loose Boxes 2 x 4.8m x 3.6m Corner Units 1 x 2.4m x 3.6m Covered Walkway 1 x 3.6m x 3.6m Tack Room 1 x 3.6m x 3.6m Office	Revision
Date: 17.11.11	Signed: _____		Order No
Client: Mrs N Mann	Date: __/__/__	CLIPPER RANGE - Shiplap Cladding	
	ALL DIMENSIONS IN MM		