

Proposed Front Elevation
Scale 1:100 (West)

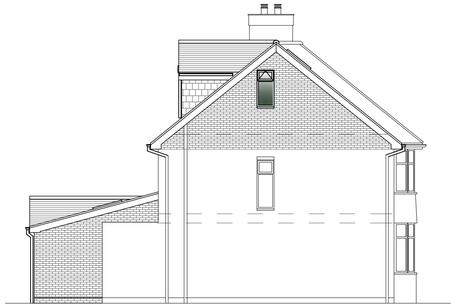

Proposed Side Elevation
Scale 1:100 (North)



Proposed Rear Elevation
Scale 1:100 (East)

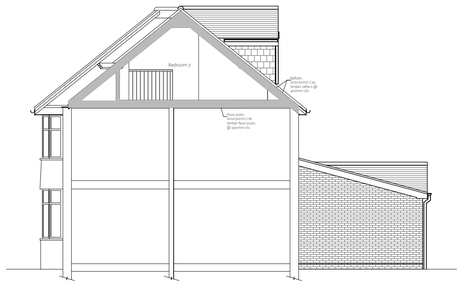

Proposed Side Elevation
Scale 1:100 (South)

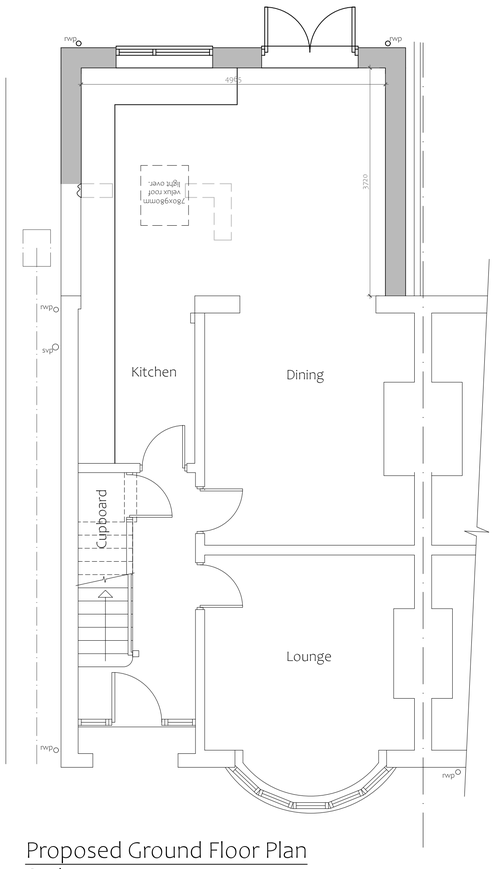

Proposed Ground Floor Plan
Scale 1:50

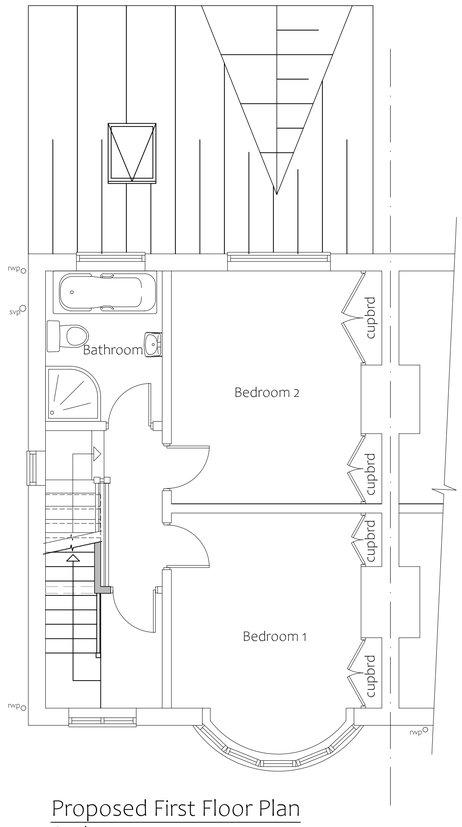

Proposed First Floor Plan
Scale 1:50

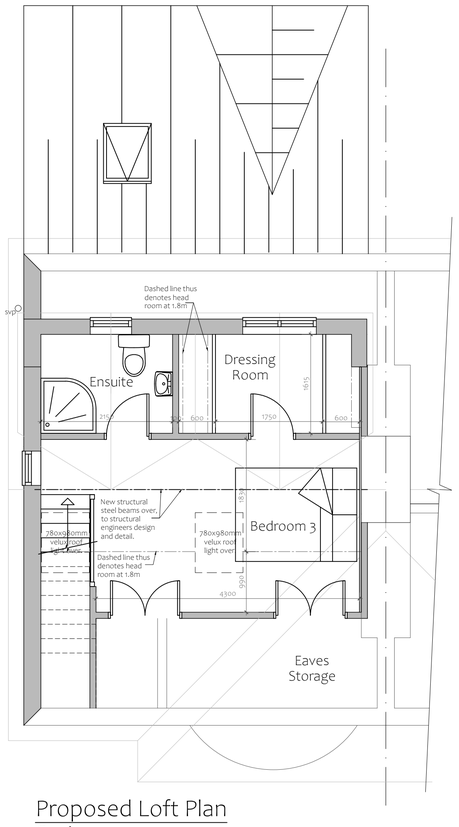

Proposed Loft Plan
Scale 1:50

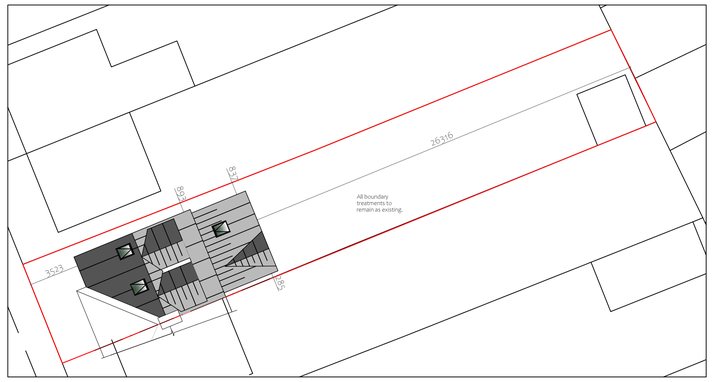

Proposed Site Block Plan
Scale 1:200

DO NOT SCALE:
From this drawing all dimensions are in millimetres unless otherwise stated any discrepancies are to be reported to Lacey & Owen Architectural Services Ltd.

RELEVANT DRAWINGS:
This drawing is to be read in conjunction with all other relevant drawings and details

DRAWING COPYRIGHT:
This drawing and all other relevant drawings is the property of Lacey & Owen Architectural Services Ltd. and should not copied or altered in any way without prior consent

PLANNING ISSUE

Rev	By	Date	Details
D	MO	11/11/20	Dormer Amended.
C	MO	13/09/20	Extension increased in length.
B	MO	09/09/20	Planning issue
A	MO	08/09/20	Loft Revised to client request

PROPOSED
Proposed Loft Conversion and Single Storey Rear Extension

LOCATION
21 Dannah Street
Ripley
Derbyshire
DE5 3BD

CLIENT
Mr Hozack & Mr Oldham

DRAWING TITLE
Details as Proposed

Drawn By	Date	Dwg.No	Rev
MO	August 2020	KJ3116/02	D

Scales @ A1			1:50	1:100	1:200	1:1250

139 Bath Street
Ilkeston
Derbyshire
DE7 8AS

LACEY & OWEN
ARCHITECTURAL SERVICES LTD

T: 0115 944 5138
E: enquiry@laceyandowen.co.uk
www.laceyandowen.co.uk

CIAT
REGISTERED PRACTICE

Autocad License number, 610-00037122 © 1997