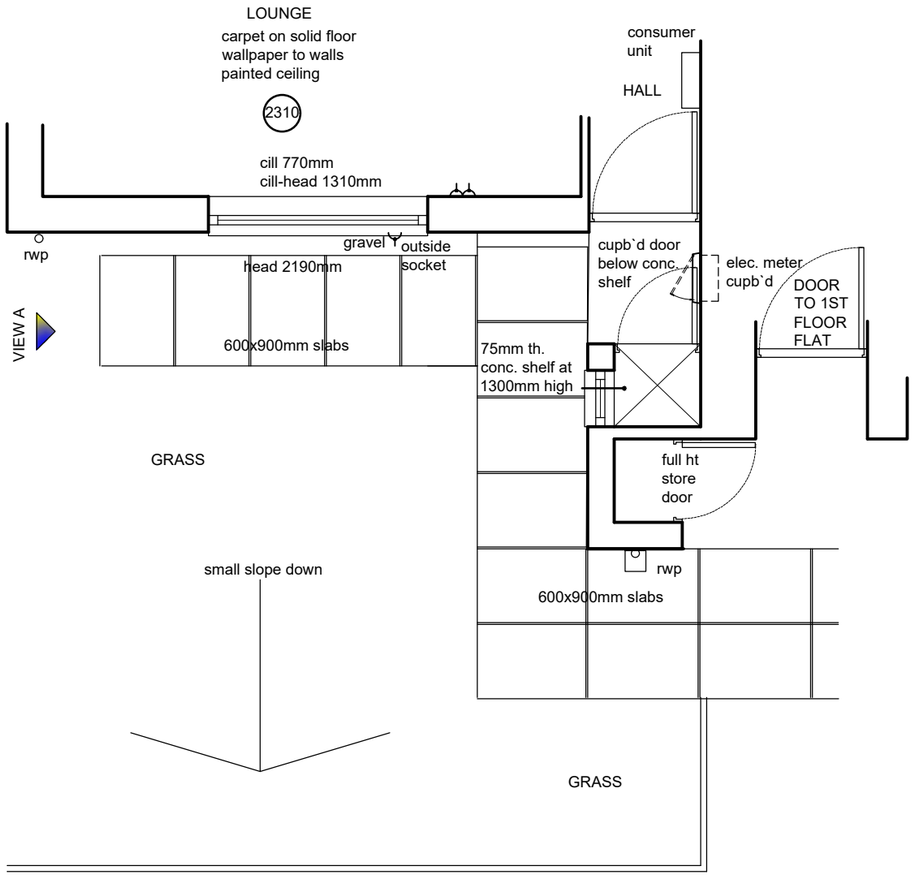

EXISTING PLAN - FRONT ACCESS

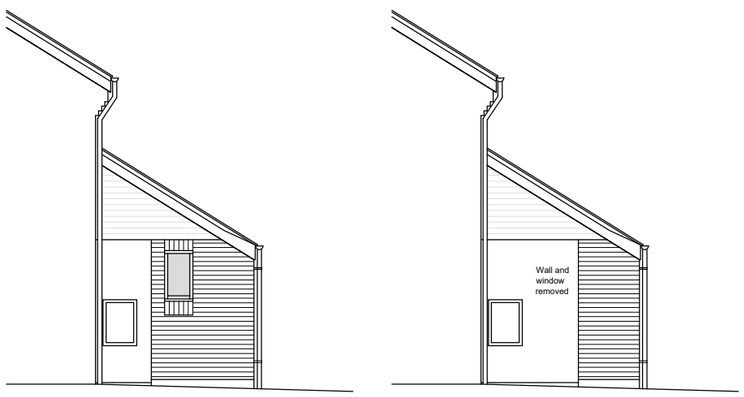

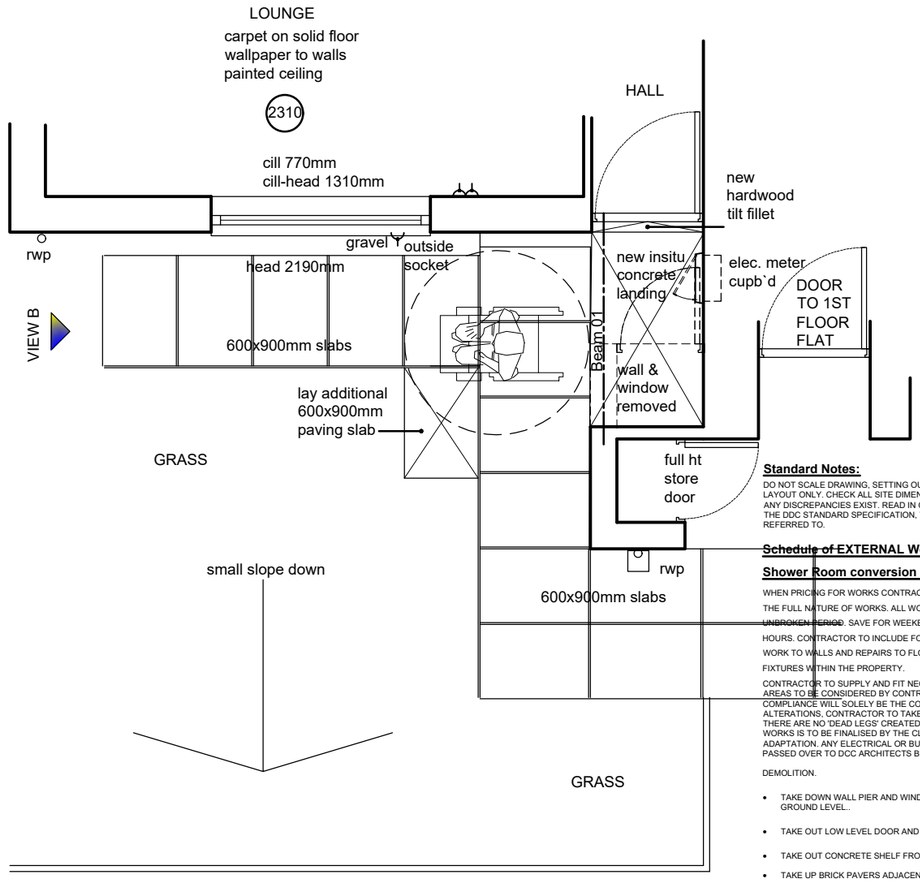

PROPOSED PLAN - FRONT ACCESS

- Carefully remove brick pier, window. & wall below and take out concrete shelf & cupboard door below.
- Allow to fit new lintel at high level to support the roof.
- Take up paving to ground & lay new insitu concrete landing in
- front of door to position shown picking up slab levels
- Take up turf and sub soil and lay 1 No 600x900mm paving slab
- of colour to match existing to increase turning space for resident outside of front door
- Fit new hardwood tilt fillet externally to help wheelchair access
- over existing level access threshold.
- Fit new door adjacent bin store area.

Standard Notes:

DO NOT SCALE DRAWING, SETTING OUT TO BE FROM DIMENSIONS DETAILED ON LAYOUT ONLY. CHECK ALL SITE DIMENSIONS AND CONSULT SUPERVISING OFFICER IF ANY DISCREPANCIES EXIST. READ IN CONJUNCTION WITH RELEVANT SECTIONS OF THE DDC STANDARD SPECIFICATION, TOGETHER WITH ALL STANDARD DRAWINGS REFERRED TO.

Schedule of EXTERNAL Works to be carried out:

Shower Room conversion to be priced separately

WHEN PRICING FOR WORKS CONTRACTOR IS STRONGLY ADVISED TO VISIT THE SITE TO ASCERTAIN THE FULL NATURE OF WORKS. ALL WORKS MUST BE CARRIED OUT IN A CONTINUOUS AND UNBROKEN PERIOD, SAVE FOR WEEKENDS, SITE NOT TO REMAIN UNATTENDED FOR MORE THAN 24 HOURS. CONTRACTOR TO INCLUDE FOR RE-ROUTING SERVICE AND WASTE PIPE WORK, PLASTER WORK TO WALLS AND REPAIRS TO FLOORS AS NECESSARY WHICH MAY BE CONCEALED BY FIXTURES WITHIN THE PROPERTY.

CONTRACTOR TO SUPPLY AND FIT NECESSARY DUST SHEETS TO PROTECT EXISTING FINISHES. ALL AREAS TO BE CONSIDERED BY CONTRACTOR TO AVOID DAMAGE. ANY DAMAGE CAUSED BY NON COMPLIANCE WILL SOLELY BE THE CONTRACTORS RESPONSIBILITY. WHEN MAKING PIPE WORK ALTERATIONS, CONTRACTOR TO TAKE REDUNDANT PIPE WORK BACK TO NEAREST TEE TO ENSURE THERE ARE NO 'DEAD LEGS' CREATED BY THE CONTRACT WORKS. PLEASE NOTE THE SCHEDULE OF WORKS IS TO BE FINALISED BY THE CLERK OF WORKS, UPON INSPECTION OF THE ONGOING ADAPTATION. ANY ELECTRICAL OR BUILDING CERTIFICATES RELEVANT TO THE JOB MUST BE PASSED OVER TO DCC ARCHITECTS BEFORE FINAL ACCOUNT CAN BE SETTLED.

DEMOLITION.

- TAKE DOWN WALL PIER AND WINDOW TO STORE WHERE SHOWN AND TERMINATE BELOW GROUND LEVEL..
- TAKE OUT LOW LEVEL DOOR AND FRAME BELOW SHELF TO STORE.
- TAKE OUT CONCRETE SHELF FROM STORE
- TAKE UP BRICK PAVERS ADJACENT FRONT DOOR AND CONCRETE BASE TO ADJACENT STORE.
- REMOVE AND CART AWAY ALL SURPLUS BUILDING DEBRIS FROM SITE.

OTHER BUILDING WORKS.

- EXCAVATE DOWN TO SUITABLE SUB BASE (MIN150MM BELOW GROUND LEVEL) AND LAY HARD CORE MOT TYPE 1 WELL CONSOLIDATED IN 100MM LAYERS.
- LAY 1000G POLYTHENE SEPARATION MEMBRANE BETWEEN CONCRETE AND HARDCORE.
- LAY MIN THICKNESS 100MM CONCRETE, MIN C15/GEN2 MIX. WITH A BRUSHED FINISH TO EXISTING FINISHED SLAB LEVEL.
- FIX HARDWOOD TILT FILLET (THRESHOLD STRIP) ADJACENT FRONT DOOR TO ENSURE A SMOOTH TRANSITION BETWEEN FLOOR LEVEL AND PAVING LEVEL.
- REPOSITION EXISTING GRAB RAIL WHERE WALL REMOVED
- LAY ADDITIONAL 600x900mm PAVING SLAB ON SUITABLE BASE AS DESCRIBED IN POSITION SHOWN.
- FIX NEW DOOR AND FRAME, TO MATCH EXISTING REMOVED STORE DOOR, IN BIN STORE AREA.
- INSTALL NEW BEAM AS NECESSARY (SUBJECT TO STRUCTURAL ENGINEER'S DESIGN) WHERE WALL REMOVED TO SUPPORT ROOF OVER.
- MAKE GOOD ALL DISTURBED SURFACES AND ELEMENTS ON COMPLETION

COMPLETION.

CLEAN DOWN UPON COMPLETION OF THE WORKS AND CHECK ALL APPLIANCES FOR CORRECT OPERATION, INSTRUCT CLIENT IN THE USE OF ALL EQUIPMENT FITTED AND HAND OVER RELEVANT DOCUMENTS. CLEAR ALL RUBBISH AWAY FROM SITE.

NOTE.

All work to comply with current Codes of Practice, British Standards and the Building Regulations.

Classification
CONTROLLED

Do not scale

Use only written dimensions. All dimensions must be verified prior to the works being put into hand and any discrepancies reported to the originator

HEALTH & SAFETY INFORMATION
(Refer to Pre-Tender CDM Documentation)

Rev.	Details of Revision	Date	Initial

Derbyshire County Council
Commissioning, Communities and Policy
Property
Chatsworth Hall, Chesterfield Road,
Matlock, Derbyshire DE4 3FW
Tel. (01629) 536219 Fax. (01629) 536266

Partner Details

Project
MR N F
19 SOUTHCROFT
GRANGE STREET
ALFRETON DE55 7PN

UPRN Number

Drawing Number	Revision
520627/SK/01	

Title
EXISTING & PROPOSED PLANS & ELEVATIONS EXTERNAL ACCESS

Scale	Drawn	Checked
1:50/1:100	RG	
Original Size	**Date**	**Date**
A3	4.9.20	

Status

This map is reproduced from the Ordnance Survey material with the permission of Ordnance Survey on behalf of the controller of Her Majesty's Stationary Office. © Crown Copyright. Unauthorised reproduction infringes Crown Copyright and may lead to prosecution or civil proceedings.
© Derbyshire County Council Copyright: Reproduction in whole or part by any means is prohibited without the prior written permission of the Director of Corporate Resources