

proposed front elevation 1:50

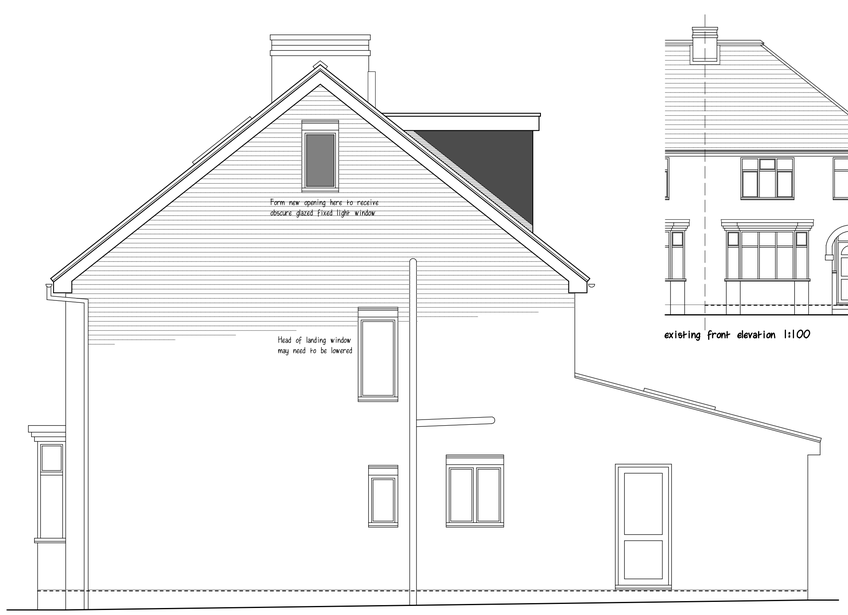

proposed side elevation 1:50

existing front elevation 1:100



proposed rear elevation 1:50



site location plan 1:1250

0m 20m 50m

N



existing side elevation 1:100

proposed materials

- tiles salvaged from side & rear elevations fitted to front elevation
- new matching roof tiles to rear elevation
- black upvc soffits, fascias and rainwater goods
- matching red/orange imperial facing bricks to side elevation
- white upvc windows
- dormer cheeks clad in fibre cement boards in grey



block plan 1:500

0m 8m 20m

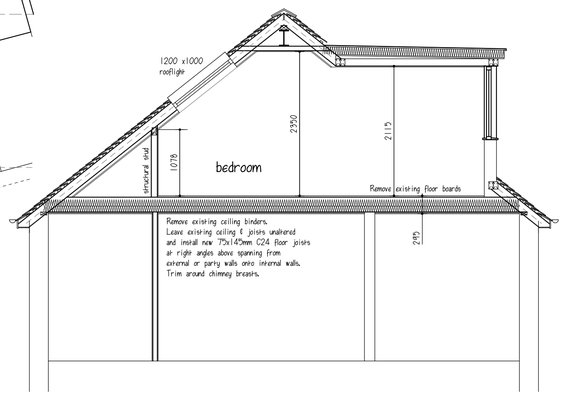

proposed bedroom section 1:50



existing rear elevation 1:100

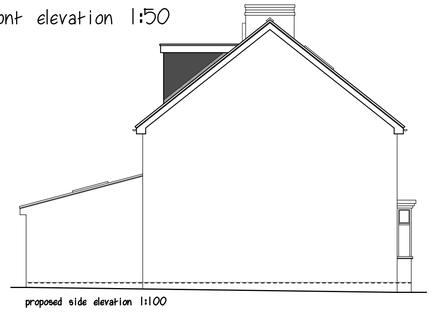

proposed side elevation 1:100

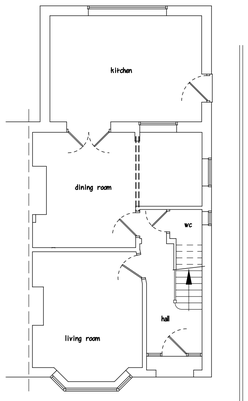

existing ground floor plan 1:100

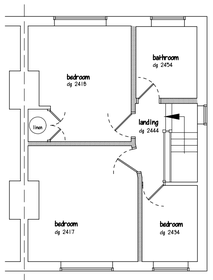

existing first floor plan 1:100

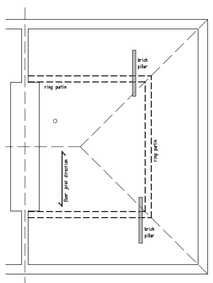

existing attic plan 1:100

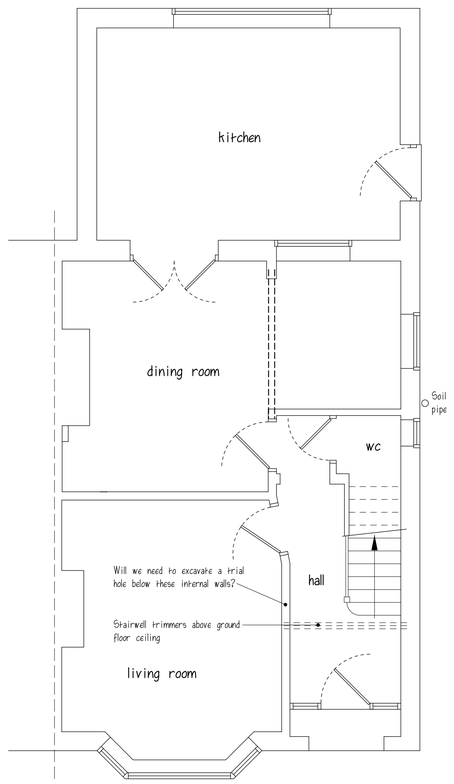

proposed ground floor plan 1:50

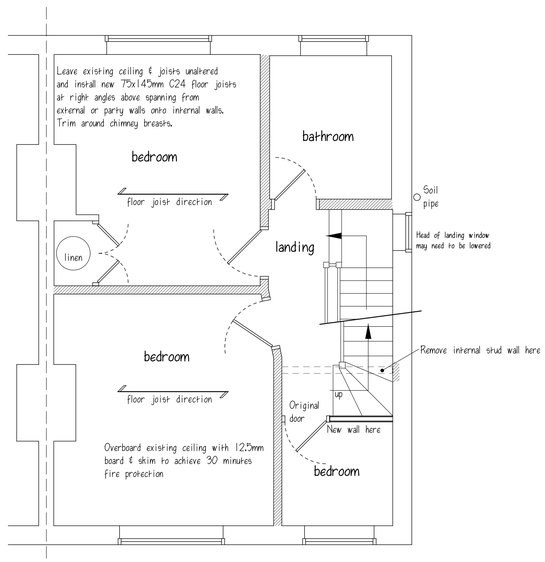

proposed first floor plan 1:50

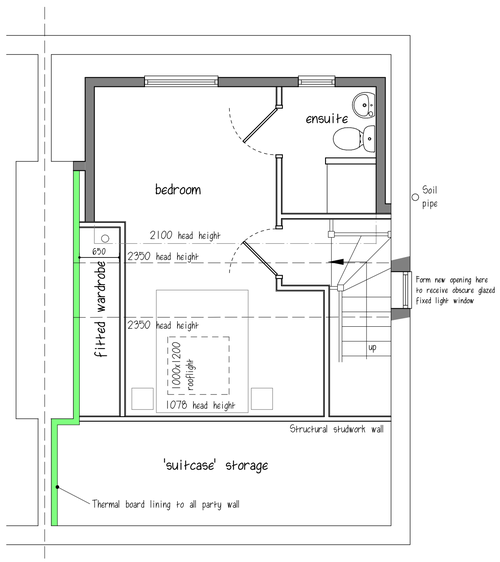

proposed attic plan 1:50

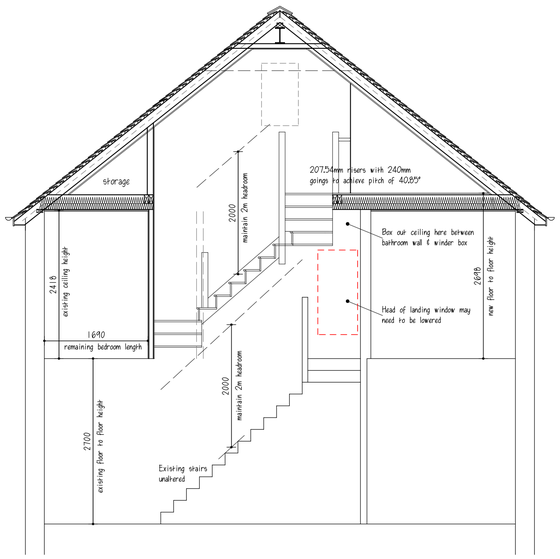

proposed staircase section 1:50

A	Revised following client comments	11/12/20
B	Rooflight size & Flue position corrected	16/12/20
C	Additional proposed side elevation added	17/12/20
REVISIONS		DATE

CLIENT	MR. R. & MRS. C. THORNTON
ADDRESS	81 THE DELVES - SWANWICK
PROJECT	PROPOSED LOFT CONVERSION
DRAWING	SURVEY & SCHEME DESIGN
SCALE	1:50 / 1:100 / 1:500 / 1:1250
DATE	NOVEMBER 2020
DWG No.	PA/20-017 SK 81 01 C

PILKINGTON ARCHITECTURE
29A STRETTEA LANE
HIGHAM
ALFRETON
DERBYSHIRE
DE55 6EJ
Tel : 01773 843333
jon@pilkington-architecture.co.uk

This drawing is copyright
Contractors must check all dimensions on site, working only from grid & figure dimensions.
Discrepancies must be reported to the designer before work is done.