

EXISTING FRONT ELEVATION



EXISTING SIDE ELEVATION

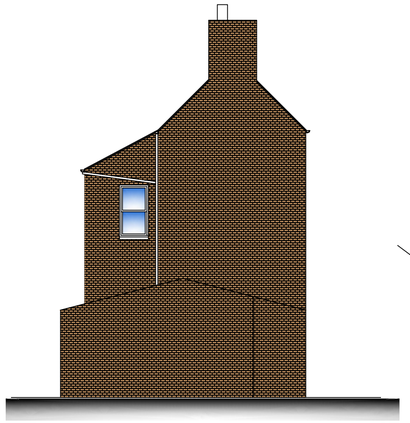

EXISTING SIDE ELEVATION



EXISTING REAR ELEVATION

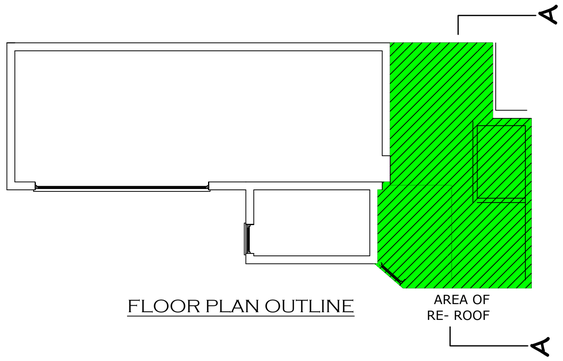

FLOOR PLAN OUTLINE

DO NOT SCALE FROM THIS DRAWING
EXCEPT FOR PLANNING REFERENCE

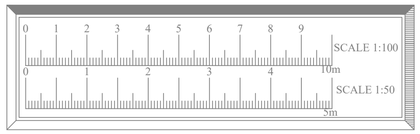

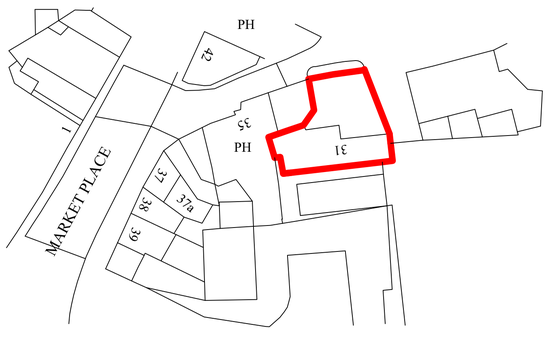

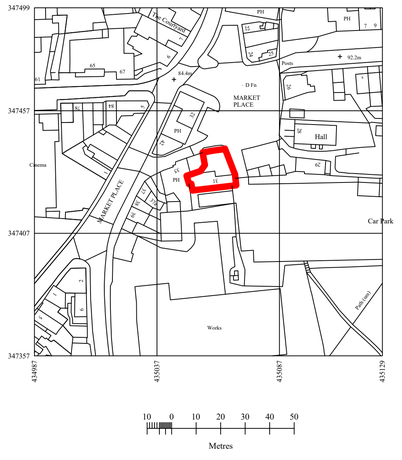

Produced on 11 June 2020 from the Ordnance Survey National Geographic Database and incorporating surveyed revision available at this date.
This map shows the area bounded by 434987,347357 434987,347499 435129,347499 435129,347357
Reproduction in whole or part is prohibited without the prior permission of Ordnance Survey.
Crown copyright 2020. Supplied by copla ltd trading as UKPlanningMaps.com a licensed Ordnance Survey partner (100054135).
Data licenced for 1 year, expiring 11 June 2021. Unique plan reference: v2c/466161/632517

FOUNDATIONS.
EXISTING WALLS AND FOUNDATIONS EXPOSED AND ASSESSED ON SITE WITH BUILDING CONTROL INSPECTOR.

ROOF (U-VALUE <0.18M²K SLOPING)
SLATES TO MATCH AND TO SUIT PITCH , COLOUR AS APPROVED BY CLIENT, LAID AS PER MANUFACTURERS INSTRUCTIONS. TO BS 5534. ALL ON 50 x 24 TANILISED SW BATTENS ON 1 LAYER OF BREATHABLE FELT 'TYVEK SUPRO' OR 'KLOBER PERMO FORTE' LAID AS PER MANUFACTURERS INSTRUCTIONS INCLUDING EAVES CARRIERS & 10-15 DRAPE. 47 X 150 SW C24 RAFTERS TO ROOF @ MAX 400 CENTRES BIRDSMOUTHED TO 75 x 100 SW WALL PLATES FIXED TO WALL WITH 1200 x 38 x 5 STEEL STRAPS @ MAX 2000 CENTRES. WALL AND ROOF INSULATION TO BE CONTINUOUS. 12.5 FOIL BACKED (DUPLEX)PLASTERBOARD AND SKIM COAT. 100 CELOTEX BETWEEN RAFTERS AND A FURTHER 50 UNDERNEATH. BASIC WORKMANSHIP DETAILS FOR TIMBERS TO TRADA DETAILS. DOUBLE UP RAFTERS AND BOLT TOGETHER EITHER SIDE OF VELUXS. KING POST OR SIMILAR TRUSSES INCLUDING RIDGE AND PURLINS TO SUPPLIERS DESIGN.

RAINWATER DRAINS
CONTRACTOR TO ASCERTAIN ALL LEVEL, INVERTS AND DIRECTIONS BEFORE WORK COMMENCES ON DRAINS.
100 GUTTER TO 63 DOWNPIPE INTO RODDABLE TRAPPED GULLY. BRACKETS AT 1500 MAX VERTICAL CENTRES AND 1000 MAX HORIZONTAL CENTRES.

ELECTRICS
ELECTRICIAN TO BE 'PART P' REGISTERED UNLESS THE COUNCIL IS INFORMED BEFORE COMMENCEMENT.
EXTEND THE EXISTING POWER AND LIGHT SYSTEM INTO EXTENSION. CLIENT TO SUPPLY SPEC. ALLOW FOR ALL FITTING TO TAKE ENERGY SAVING LIGHT LAMPS GREATER THAN 40 LUMENS PER CIRCUIT WATT (TABLE 4 AD L1). ALL TO CURRENT I.E.E & N.I.C.E.I.C REGULATIONS. ALL ELECTRICAL WORK REQUIRED TO MEET THE REQUIREMENTS OF PART P (ELECTRICAL SAFETY) MUST BE DESIGNED, INSTALLED, INSPECTED AND TESTED BY A PERSON COMPETENT TO DO SO. PRIOR TO COMPLETION THE COUNCIL SHOULD BE SATISFIED THAT PART P HAS BEEN COMPLIED WITH. THIS MAY REQUIRE AN APPROPRIATE BS7671 ELECTRICAL INSTALLATION CERTIFICATE TO BE ISSUED FOR THE WORK BY A PERSON COMPETENT TO DO SO. ALLOW FOR THE NO. SOCKETS AS AGREED WITH CLIENT. ELECTRICS TO CLIENTS SPECIFICATION.

INFORMATION
ALL OPERATION AND MAINTENANCE INFORMATION TO BE PROVIDED FOR THE FIXED BUILDING SERVICES TO THE OWNER.

WOODWORK
SKIRTINGS, ARCHITRAVES, DOORS, SOFFITS ETC TO MATCH EXISTING & TO CLIENTS SATISFACTION.

DEMOLITION
ALLOW FOR REMOVING EXISTING AS APPLICABLE.

GENERAL NOTES.
NO DIMENSIONS TO BE TAKEN FROM THIS DRAWING. ALL DIMENSIONS STATED ARE METRIC MILLIMETRES. ALL LEVELS, INVERTS AND DIMENSIONS TO BE CHECKED ON SITE BEFORE AND DURING WORK.
ALL WORK IS TO BE CARRIED OUT IN LINE WITH CURRENT BUILDING REGULATIONS, RELEVANT CODES OF PRACTICE, BRITISH & EUROPEAN STANDARDS AND MANUFACTURERS SPECIFICATIONS TO THE BUILDING INSPECTORS SATISFACTION, AND IN ACCORDANCE WITH PUBLIC AND PRIVATE UTILITIES REGULATIONS.
NO WORK TO ENCROACH BOUNDARY LINES.
IT IS THE CLIENTS RESPONSIBILITY TO ISSUE ANY 'PARTY WALL ACT 1996' NOTICE NECESSARY BEFORE ANY WORK COMMENCES ON THE BOUNDARY.
IT IS THE CLIENTS RESPONSIBILITY TO ENSURE ANY WORK SHOWN ON THIS PLAN DOES NOT CONTRAVENE ANY COVENENTS.
IT IS THE CLIENTS/ BUILDERS RESPONSIBILTY TO CHECK THE EXACT POSITION OF ALL SERVICES TO INCLUDE GAS, ELECTRICITY, WATER AND TELEPHONE, AND POSITION, OWNERSHIP AND DEPTHS OF FOUL AND RAINWATER DRAINAGE.

THE EXACT SPECIFICATION OF FINISHES, FITTINGS AND SERVICES TO BE INSTRUCTED BY THE CLIENT.
ANY DEVIATION FROM THESE PLANS SHOULD BE NOTIFIED TO THE LA BULDING INSPECTOR AND AMLI DESIGN.
IT IS THE CONTRACTORS RESPONSIBILTY TO NOTIFY THE BUILDING INSPECTOR WHEN THE WORK IS READY FOR THE RELEVANT INSPECTIONS AND FOR THE CLIENTS RECEIPT OF THE COMPLETION CERTIFICATE.
IT IS ASSUMED NO PUBLIC SEWERS CROSS THE SITE.
THE CONTRACTOR IS ASSUMED TO HAVE VISITED SITE BEFORE TENDERING.
THIS DRAWING HAS BEEN PREPARED FOR LA PLANNING & BUILDING CONTROL CONSENT ONLY. UNTIL APPROVALS HAVE BEEN OBTAINED THESE DRAWINGS REMAIN PRELIMINARY. WORK SHOULD NOT COMMENCE OR MATERIALS ORDERED UNTIL APPROVAL IS OBTAINED.
COPYRIGHT REMAINS WITH AMLI DESIGN.

REV NO	DETAILS	DATE



PROJECT NAME
RE-ROOF TO SINGLE STOREY SIDE PART

31 MARKET PLACE
BELPER
DERBYSHIRE DE56 1FZ
FOR MR. B. JONES

SCALE	DWG NO.	REV
1:100/1:50 A1	31MP/2020 1/2	

DATE	DRAWN	CHKD
JUNE 2020	DRI	B.J. 06/20

AMLI Design
Architectural Consultancy
WATERVIEW HOUSE,
160 BIRSTALL ROAD,
BIRSTALL,
LEICESTER LE4 4DF
Telephone: 0116 410 50 60
Mobile: 07974 807 111
Email: info@amlidesign.co.uk
Web: www.amlidesign.co.uk