

SIDE ELEVATION

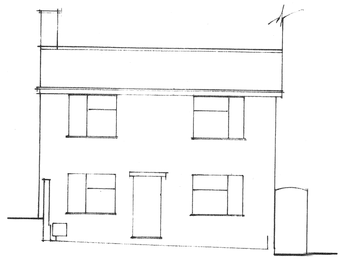

FRONT ELEVATION

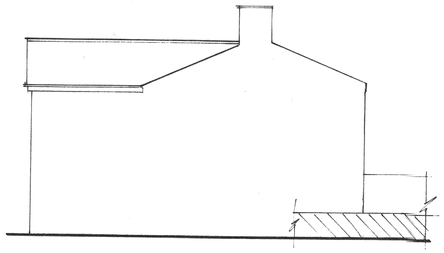

SIDE ELEVATION

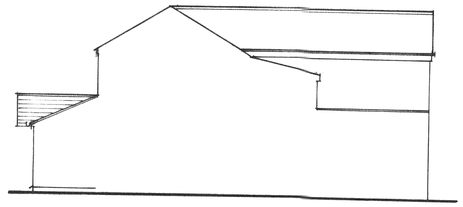

PROPOSED SIDE ELEVATION



PROPOSED FRONT ELEVATION

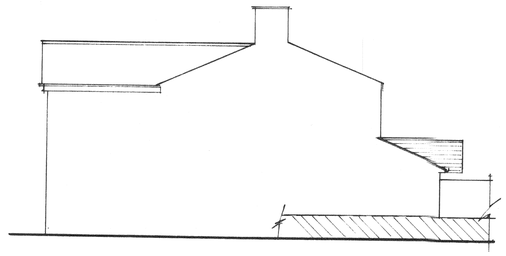

PROPOSED SIDE ELEVATION

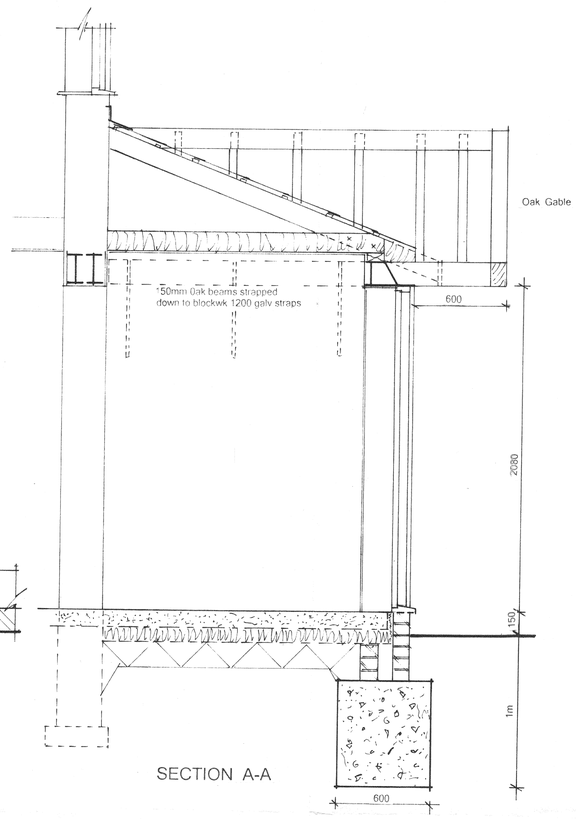

SECTION A-A

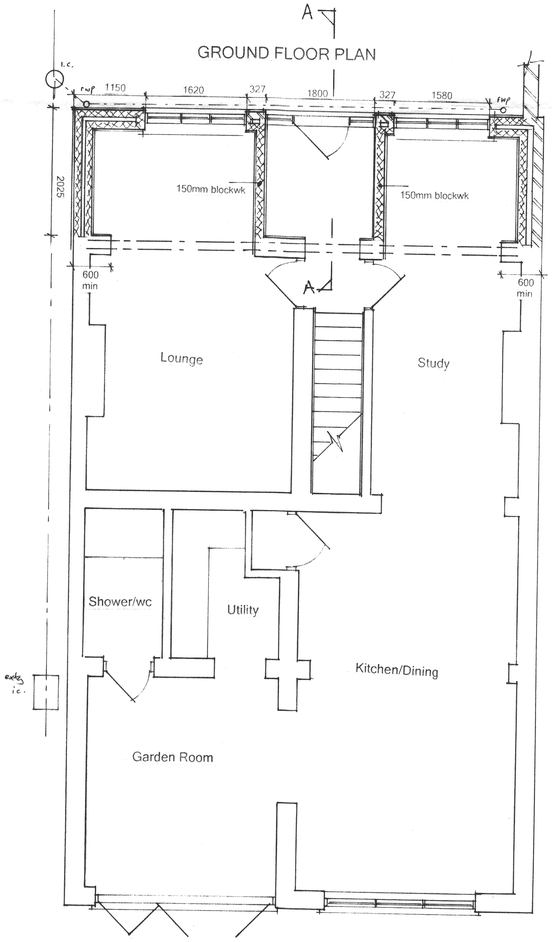

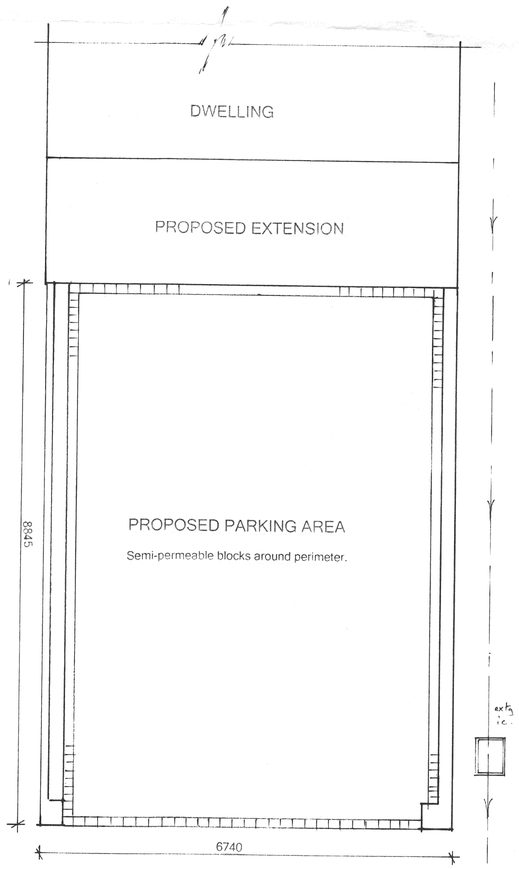

ROOF PLAN

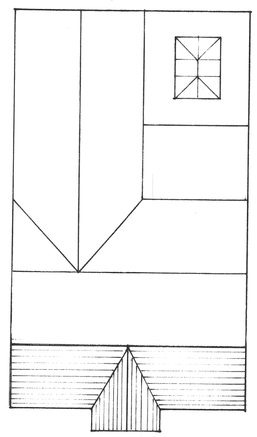

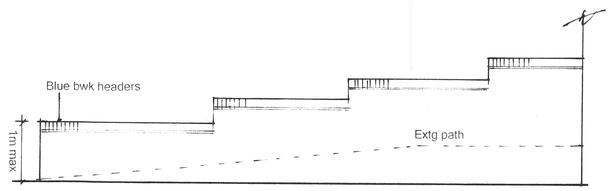

RETAINING WALL

NOTES

All dimensions must be checked on site and not scaled from this drawing.

BUILDER/CONTRACTOR NOTE:

Do not scale off drawings.
Surface survey only, builders to satisfy themselves with on site details.
All details and dimensions both existing and proposed to be checked on site before commencing any works.
Levels to be checked/confirmed on site.
All existing drainage details/levels and directional runs to be checked on site.

Ordering of materials and manufactured components should only be carried out after confirmation of on site details and dimensions.
All materials specified to be used strictly in accordance with manufacturers recommendations.

CDM REGULATIONS 2015

Builders/contractors to comply to the new CDM Regulation requirements
Domestic clients to comply by completing a Construction Phase Plan inconjunction with builder/contractor to satisfy HSE requirements.

	Date	Revisions
E		
D		
C		
B		
A		

© copyright

Client
MR & MRS M JABLONSKI

Job Title
36 STREET LANE
DENBY
RIPLEY
DERBYS DE5 8NE

Drawing Title
SINGLE STOREY FRONT ELEVATION EXTENSION, TARMAC PARKING AREA

Scale
1:20 ;1:50 ;1:100

Date
December 2020

Drawn by
M Morris

Drg. No.
MJ/SL/DEC/20/MM

Rev.

PENNINE DOS

841 x 594mm A1