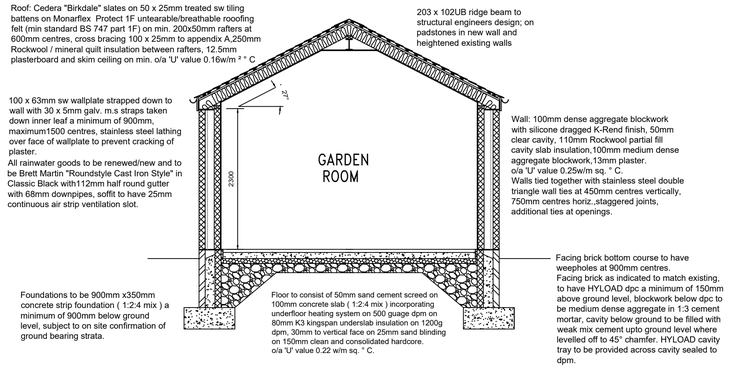

Roof: Cedera "Birkdale" slates on 50 x 25mm treated sw tiling battens on Monarflex Protect 1F untearable/breathable roofing felt (min standard BS 747 part 1F) on min. 200x50mm rafters at 600mm centres, cross bracing 100 x 25mm to appendix A,250mm Rockwool / mineral quilt insulation between rafters, 12.5mm plasterboard and skim ceiling on min. o/a 'U' value 0.16w/m ² ° C

203 x 102UB ridge beam to structural engineers design; on padstones in new wall and heightened existing walls

100 x 63mm sw wallplate strapped down to wall with 30 x 5mm galv. m.s straps taken down inner leaf a minimum of 900mm, maximum1500 centres, stainless steel lathing over face of wallplate to prevent cracking of plaster.
All rainwater goods to be renewed/new and to be Brett Martin "Roundstyle Cast Iron Style" in Classic Black with112mm half round gutter with 68mm downpipes, soffit to have 25mm continuous air strip ventilation slot.

Wall: 100mm dense aggregate blockwork with silicone dragged K-Rend finish, 50mm clear cavity, 110mm Rockwool partial fill cavity slab insulation,100mm medium dense aggregate blockwork,13mm plaster.
o/a 'U' value 0.25w/m sq. ° C.
Walls tied together with stainless steel double triangle wall ties at 450mm centres vertically, 750mm centres horiz.,staggered joints, additional ties at openings.

Facing brick bottom course to have weepholes at 900mm centres.
Facing brick as indicated to match existing, to have HYLOAD dpc a minimum of 150mm above ground level, blockwork below dpc to be medium dense aggregate in 1:3 cement mortar, cavity below ground to be filled with weak mix cement upto ground level where levelled off to 45° chamfer. HYLOAD cavity tray to be provided across cavity sealed to dpm.

Foundations to be 900mm x350mm concrete strip foundation (1:2:4 mix) a minimum of 900mm below ground level, subject to on site confirmation of ground bearing strata.

Floor to consist of 50mm sand cement screed on 100mm concrete slab (1:2:4 mix) incorporating underfloor heating system on 500 guage dpm on 80mm K3 kingspan underslab insulation on 1200g dpm, 30mm to vertical face on 25mm sand blinding on 150mm clean and consolidated hardcore.
o/a 'U' value 0.22 w/m sq. ° C.

PROPOSED SECTION

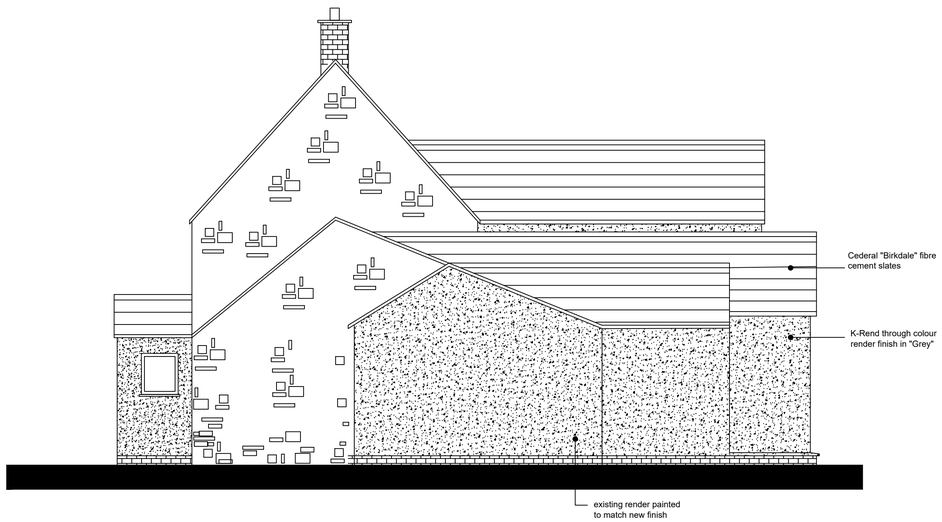

PROPOSED SIDE ELEVATION

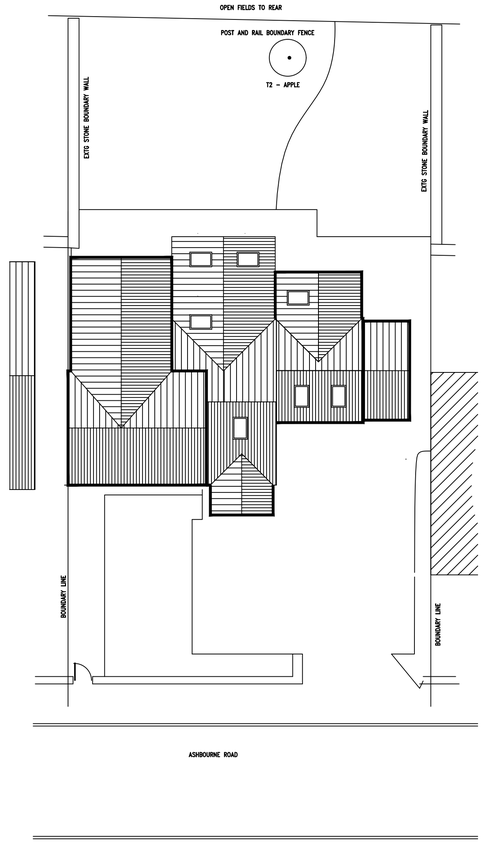

PROPOSED SITE PLAN (1:125)

NOTES

WINDOWS TO F
WINDOWS TO I
COLOUR :- TO I
SKIRTINGS TO I
45mm SQUARE
GLAZING:-
ALL GLAZING T
'U' VALUE OF 1
ALL GLAZING T
BS 6206 & 6262
OBSCURE GLAZ
ROOF ACCESS
BILCO TYPE 'S-E
OF 915mm x 76
COVER SHALL I
KERBS AND UP
HATCH TO BE S
RECOMMENDA

REV NO	DETAILS	DATE
A	Revised to Bldg. Regs comment.	03.04.14

DRAWING NAME
Proposed sections and site plan

PROJECT NAME
Proposed alterations to Yew Tree Cottage, 64 Ashbourne Road, Shottlegate

SCALE	DWG NO.	REV
1:50 @ A1	ADB/07	A

DATE	DRAWN	CHKD
July 2020	ADB	

THIS DRAWING MUST NOT BE SCALED