

SIDE ELEVATION



FRONT ELEVATION

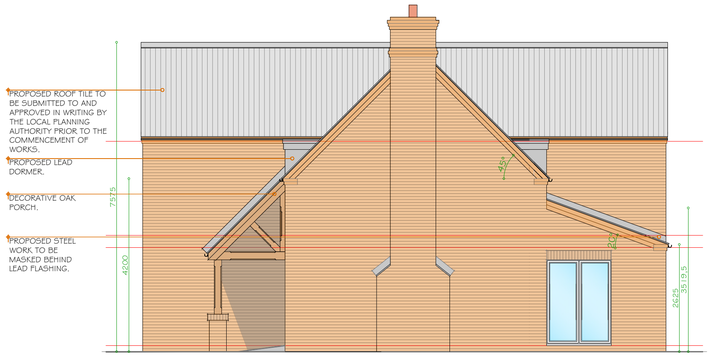

SIDE ELEVATION



REAR ELEVATION

SAP AMENDMENTS

FOLLOWING RECEIPT OF THE SAP DATA FORM ON 18TH MAY 2015 PLEASE SEE BELOW OUR COMMENTS.

ALL DRAWINGS SHOULD BE READ IN ACCORDANCE WITH THE INFORMATION PROVIDED BY ENERGY 24.
IF THE CLIENT WISHES TO USE ALTERNATIVE MATERIALS / PRODUCTS TO THOSE CONTAINED WITHIN THE SAP DATA FORM PLEASE CONTACT ENERGY 24 FOR FURTHER ADVICE.

DORMER WALLS

DORMER CHEEKS TO BE CODE 5 LEAD FIXED TO 19MM EXTERIOR PLY, FIXED TO 25 X 38MM TIMBER BATTENS TO ALLOW AIRFLOW WITH KINGSPAN NILVENT BREATHER MEMBRANE FIXED TO 18MM EXTERIOR PLY FIXED TO 50 X 100MM VERTICAL STUD WALL @ 400MM CENTRES. 100 X 100MM CORNER POSTS. 100MM KINGSPAN BETWEEN STUDS WITH 52.5MM KINGSPAN KOOLTHERM K18 INSULATED PLASTER BOARD WITH 5KIM FINISH TO THE INNER FACE. DORMER WALLS SUPPORTED ON DOUBLED UP TRUSS RAFTERS BOLTED TOGETHER. PLEASE NOTE, KINGSPAN KOOLTHERM K18 INSULATED PLASTERBOARD HAS A BUILT IN VAPOUR BARRIER. IF ALTERNATIVE PRODUCTS ARE USED A VAPOUR BARRIER MUST BE INCORPORATED WITHIN CONSTRUCTION.

FLAT ROOF TO DORMER

CODE 5 LEAD ROOF COVERING, ON 18MM PLY, ON 120MM KINGSPAN THERMAROOF TR26 INSULATION OR SIMILAR, ON VAPOUR CONTROL LAYER, ON 18MM PLY, ON TIMBER FIRRING TO CREATE A 1:80 FALL BACK TOWARDS MAIN ROOF, ON 50 X 95MM C24 TIMBER FLAT ROOF JOISTS @ 450MM CENTRES WITH VAPOUR BARRIER FIXED TO 12.5MM PLASTERBOARD BELOW TO RECEIVE A 5KIM FINISH.

THERMAL BRIDGING DETAILS

NOTE TO CONTRACTOR - THE THERMAL BRIDGING CHECKLIST SUPPLIED BY ENERGY 24 SHOULD BE COMPLETED AND RETURNED TO THEM FOR THE "AS BUILT" CALCULATION.

ENTRANCE DOOR U VALUES

THE ENTRANCE DOOR U VALUE SHOULD HAVE A U VALUE OF 1.6W.M²K.

WINDOWS / ROOFLIGHTS

PLEASE REFER TO ENERGY 245 SAP DATA FORM FOR THE SUGGESTED WINDOWS / ROOFLIGHTS FOR THIS PROJECT. IF A DIFFERENT WINDOW / ROOFLIGHT IS PROPOSED PLEASE CONTACT ENERGY 24 FOR ADVICE ON HOW THIS WILL IMPACT THE PROJECT.

CLOSED ROOM HEATER SPECIFICATION AND FUEL

PLEASE REFER TO ENERGY 245 SAP DATA FORM FOR THE SUGGESTED CLOSED ROOM HEATER SPECIFICATION AND FUEL FOR THIS PROJECT. IF A DIFFERENT CLOSED ROOM HEATER IS PROPOSED PLEASE CONTACT ENERGY 24 FOR ADVICE ON HOW THIS WILL IMPACT THE PROJECT.

BOILER

PLEASE REFER TO ENERGY 245 SAP DATA FORM FOR THE SUGGESTED BOILER FOR THIS PROJECT. IF A DIFFERENT BOILER IS PROPOSED PLEASE CONTACT ENERGY 24 FOR ADVICE ON HOW THIS WILL IMPACT THE PROJECT.
NOTE TO CONTRACTOR - EXPERT ADVICE SHOULD BE SOUGHT REGARDING THE BOILER AS NEITHER ENERGY 24 OR GREEN 2K DESIGN OFFER EXPERTISE IN THE SIZING AND SPECIFICATION OF BOILERS.

PHOTOVOLTAIC PANELS

PLEASE REFER TO ENERGY 245 SAP DATA FORM FOR THE SUGGESTED PHOTOVOLTAIC PANEL SPECIFICATION. IF THE PHOTOVOLTAIC PANEL SPECIFICATION VARIES FROM THAT SUGGESTED BY ENERGY 24 PLEASE CONTACT THEM FOR ADVICE ON HOW THIS WILL IMPACT THE PROJECT.

PLEASE NOTE!

- DO NOT SCALE OFF DRAWINGS.
- BOUNDARIES, DIMENSIONS AND LEVELS ARE TO BE CHECKED ON SITE BY THE CHOSEN CONTRACTOR; ANY ANOMALIES / DISCREPANCIES ARE TO BE REPORTED TO GREEN 2K DESIGN LTD.
- ALL MATERIALS SPECIFIED ARE TO BE USED STRICTLY IN ACCORDANCE WITH MANUFACTURERS RECOMMENDATIONS AND CODES OF PRACTICE.
- WHERE PLANNING PERMISSION IS SOUGHT, ALL EXTERNAL MATERIALS ARE TO BE SUBMITTED TO, AND APPROVED IN WRITING BY THE LOCAL AUTHORITY PLANNING SECTION PRIOR TO WORK COMMENCING ON SITE.
- ANY DISCREPANCIES WITH SITE OR OTHER INFORMATION IS TO BE REPORTED AND DIRECTION OR APPROVAL IS TO BE SOUGHT BEFORE THE IMPLEMENTATION OF THE DETAIL.
- BLOCK AND SITE PLANS ARE REPRODUCED UNDER LICENSE FROM THE ORDNANCE SURVEY.
- INFORMATION GIVEN ON THIS DRAWING REGARDING THE POSITION OF ANY SERVICES ARE GIVEN FOR YOUR ASSISTANCE AND GUIDANCE ONLY. WHERE THE WORKS APPROACH THE POSITION OF SERVICES IT WILL BE NECESSARY TO USE LOCATING APPARATUS OF HAND EXCAVATED TRIAL HOLES TO LOCATE THEM.
- DRAWING IS TO OBTAIN BUILDING REGULATIONS APPROVAL ONLY.
- SHOULD PERSONS CARRYING OUT WORKS WISH TO CHANGE SPECIFICATION, THEN THEY DO SO AT THEIR OWN RISK.
- ALL ITEMS AND DETAILS WHICH ARE TO MATCH OR LINE UP ARE TO BE SITE MEASURED PRIOR TO SETTING OUT OR MANUFACTURE.
- DRAWING IS TO BE READ IN CONJUNCTION WITH THE CONDITIONAL PLANNING APPROVAL AVA/2014/1014

REV.	DATE.	INT.	DETAILS.
'G'	07/07/15	RTJ	CLIENT AMENDMENTS IN LINE WITH EMAIL 06/07/2015
'F'	06/07/15	RTJ	CLIENT AMENDMENTS IN LINE WITH EMAIL 05/07/2015
'E'	25/06/15	RTJ	WIND POST ADDED
'D'	05/06/15	RTJ	CLIENT AMENDMENTS IN LINE WITH EMAIL 02/06/2015
'C'	22/05/15	KMF	STAIR TRIMMER POSITION ALTERED
'B'	18/05/15	KMF	SAP AMENDMENTS ADDED
'A'	13/03/15	RTJ	CLIENT AMENDMENTS AS DISCUSSED IN MEETING

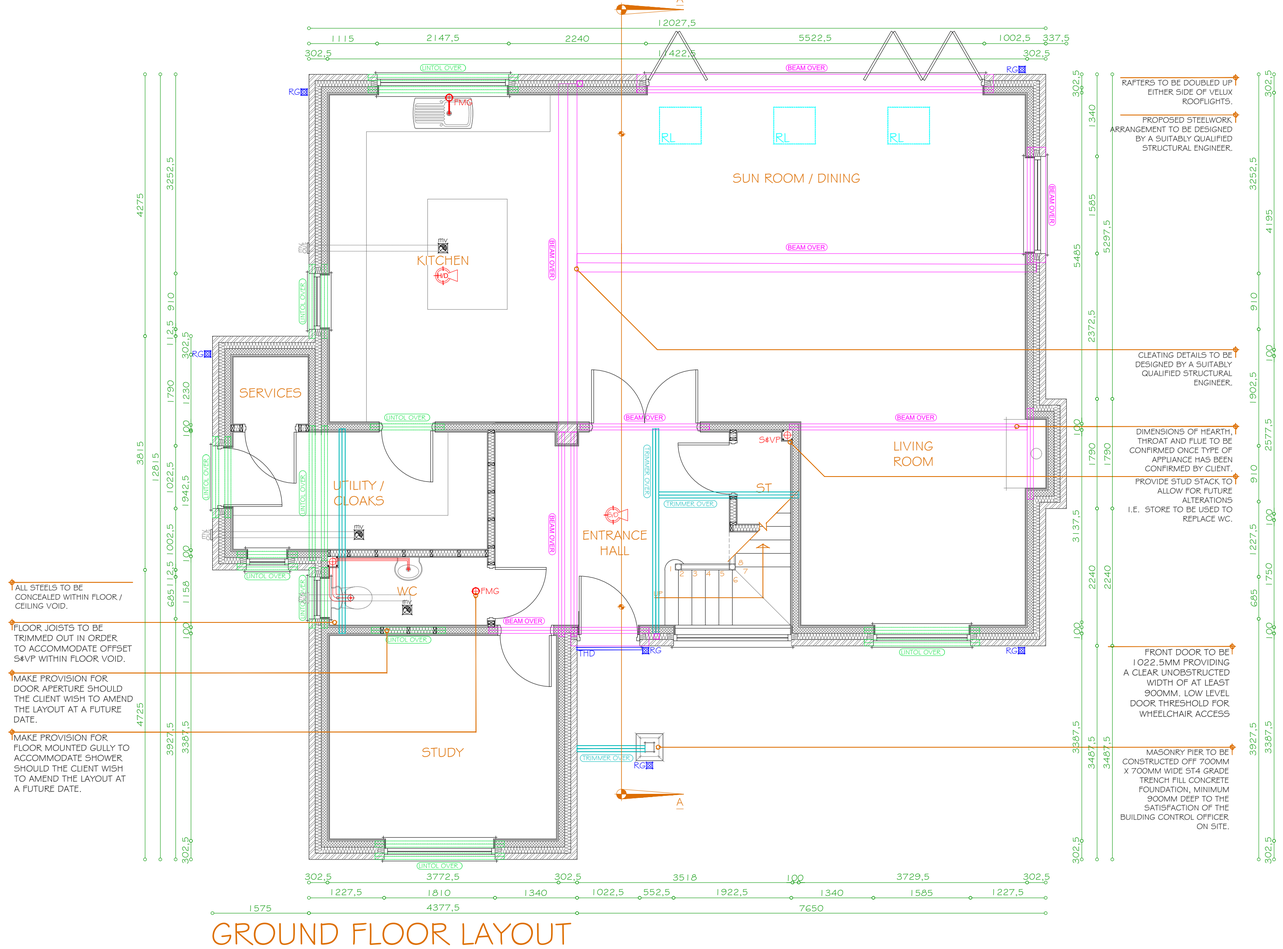

GROUND FLOOR LAYOUT

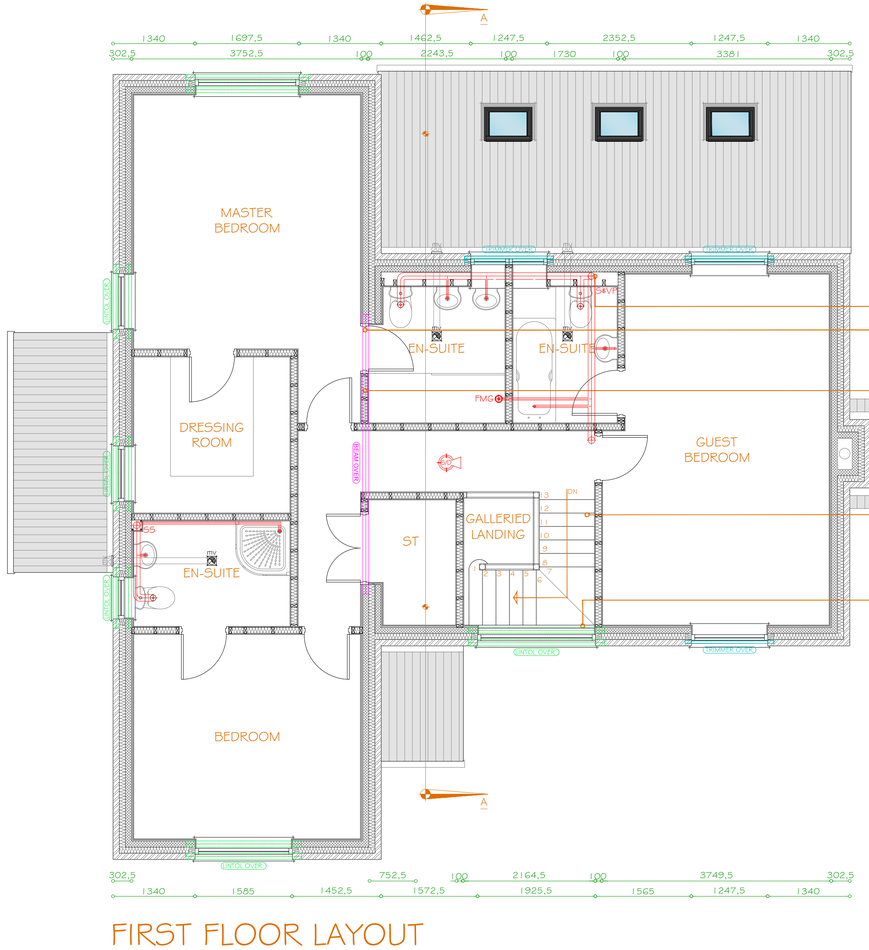

FIRST FLOOR LAYOUT

green2k design
Architectural Designers & Chartered Surveyors

Thomas Henry House,
First Floor,
1-5 Church Street,
Ripley,
Derbyshire,
DE5 3BU

t 01773 512935
f 0870 8362206
e info@green2kdesign.com

Client Details
MR A & MRS J BULLOCK

Site Address
BODENCOTE
LYNAM ROAD
SOUTH WINGFIELD
DERBYSHIRE
DE55 7LS

Proposed Work
CONSTRUCTION OF A REPLACEMENT DWELLING

Drawing Title
PROPOSED LAYOUTS & ELEVATIONS

Drawn: - RTJ / TRW | Date: - FEB 2015

Job Status: -
'AWAITING APPROVAL'

Job No: - 944

Sheet No: - 201 | Rev. 'F'

Scale: - 1:50, 1:75 @ A1