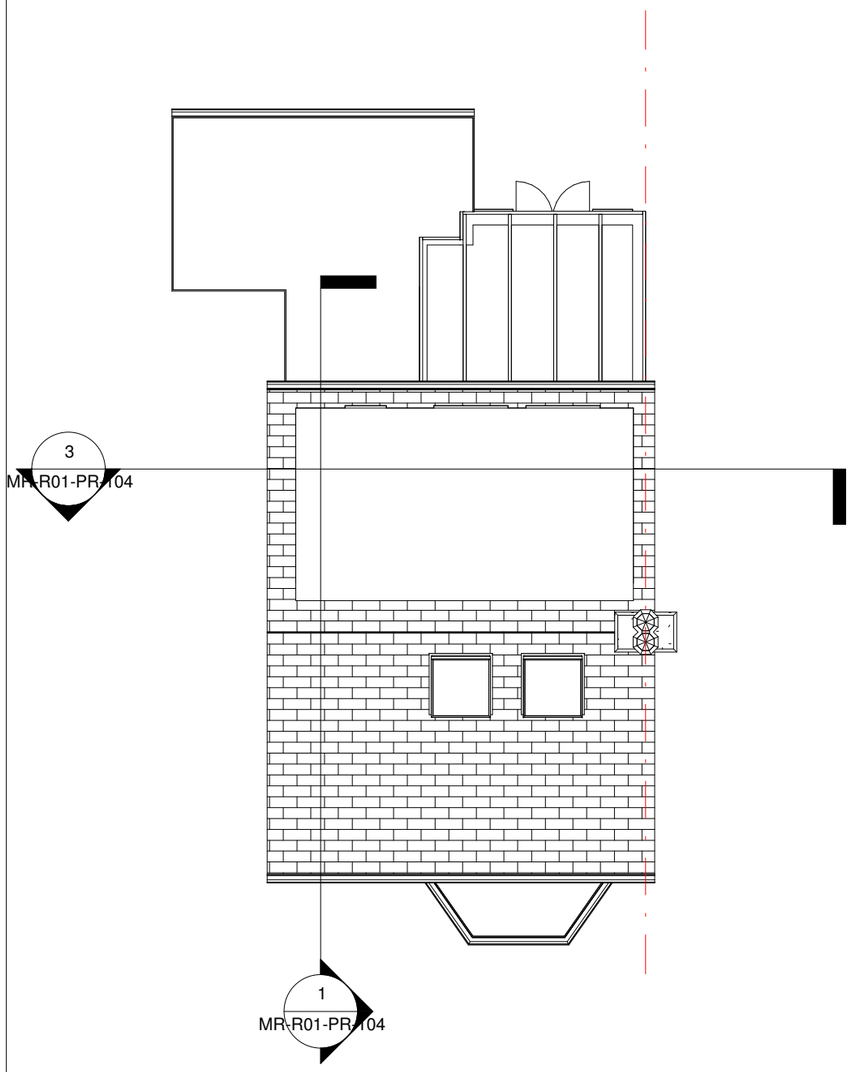

ROOF PLAN

1 : 100

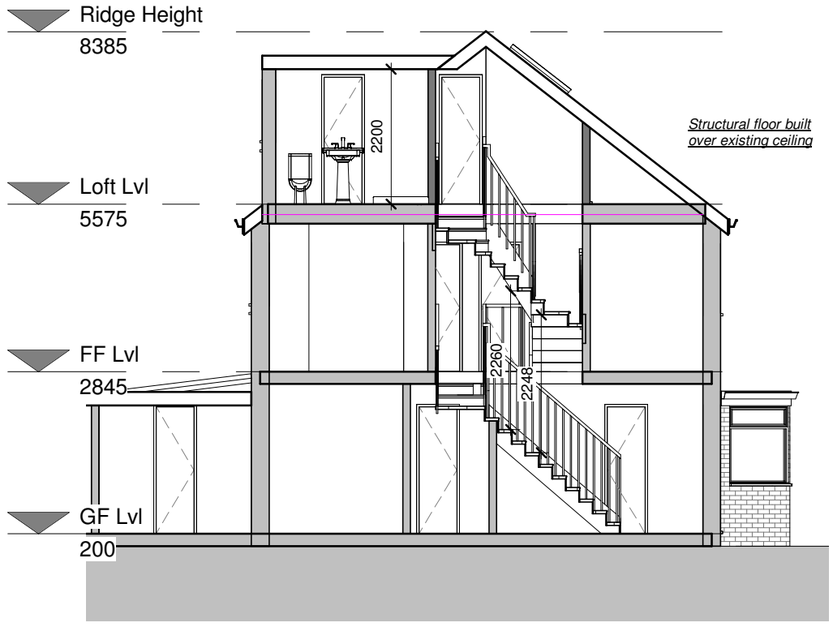

Section 1

1 : 100

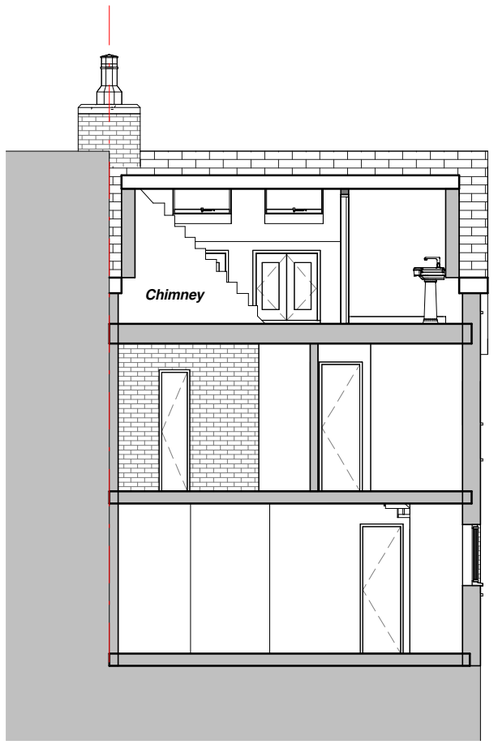

Section 2

1 : 100

PROGRAMME:

5m
0 1 2 3 4 1:100

REVISION NOTES:

REV:	DATE:	DESCRIPTION:

GENERAL NOTES:

1. All Dimensions are in millimetres unless otherwise stated
2. All work to be carried out in accordance with the current edition of the building regulations 1991 (including amendments) and all relevant british standards/codes of practice.
3. The Contractor is responsible for the correct setting out of the works on site, all dimensions to be checked prior to fabrication of materials and commencement of works.
4. This Drawing is to be read in conjunction with all relevant drawings and specifications
5. Exact SVP and Boiler position to be determined onsite by contractor
6. Steels imbedded into ceiling may be charged additionally by your contractor
7. All proposed materials are to be similar in appearance to that of the existing house, unless otherwise
8. Skylights mustn't protrude past the roof slope by more than 150mm
9. Glazing which exceeds 25% of the added floor area will result in extra charges for S.A.P Calculations

EXTENSION PLANS

Extension Plans. 16 Shakespeare Road W7 1LR

CLIENT: Stacey Noble and Ashley Noble

PROJECT: Loft Conversion

PROJECT ADDRESS: 44 Manor Road, Belper DE56 1NT

DRAWING TITLE: PROPOSED ROOF PLAN / SECTION

DRAWN BY:	NH	**CHECKED BY:**	
DATE:	27.11.20	**Rev:**	**Rev. DATE:**
SCALE@A3:	1:50	**DRAWING No:**	MR-R01-PR-104