

PROPOSED FRONT ELEVATION
(NO CHANGE)

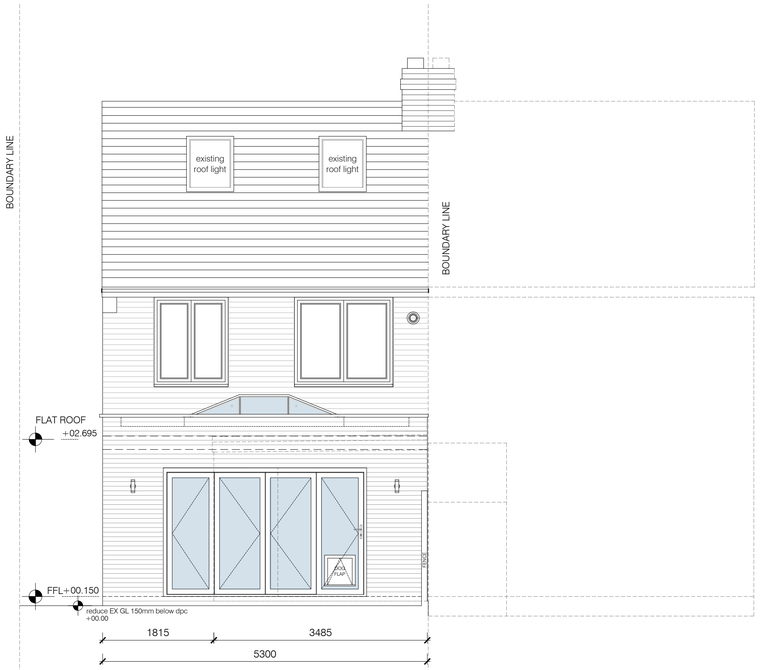

PROPOSED REAR ELEVATION

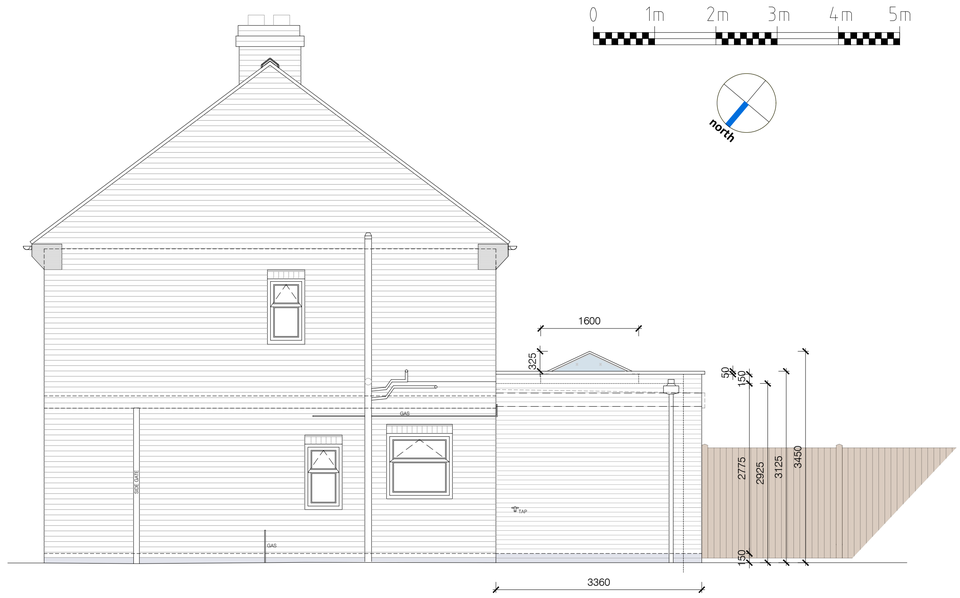

PROPOSED RIGHT HAND SIDE ELEVATION

OVERALL (H) OF LANTERN CONFORMS TO PERMITTED DEVELOPMENT >4M

FLAT ROOF SURFACE 2925mm from external ground level CONFORMS TO PERMITTED DEVELOPMENT <3m

DIMS ALLOW FOR PB FINNISH TO ENSURE CENTERED ROOF LIGHT INTERNALLY

remove existing flat roof include 225mm parapet and capping to suit - grp (grey) - 150mm upstand on roof lantern

Korniche Roof Lantern or alternative
Width (External): 1600 Length (External): 2600 Glass Tint: Ambi-Clear

ALLOWED 150MM UPSTAND
250 MM PARAPET

6.1m2 Extension

EXPOSE DRAINAGE TO IDENTIFY EXISTING FOUL AND STORM ROUTES PRIOR TO COMMENCEMENT - RENEW ALL SECTIONS IN PVC 110mm TO MATCH EXISTING WITH ROCKER PIPES TO ANY IC

ENSURE SEVERN TRENT ARE CONTACTED TO CHECK - SELF CERTIFICATION VIA BUILD OVER AGREEMENTS BY THE BUILDER IF REQUIRED - (SUSPECTED PRIVATE DRAINAGE)

MOVE /INSTALL NEW SVP / IC TO SUIT. ENSURE ALL PIPE IS SET IN GRAVEL AND CONSOLIDATED WITH MIN COVER - TO PREVENT ANY SETTLEMENT

Radiator positions & size tbc by client to plumber

dot & dab tight 25mm finished surface- in all areas installed to keep floor area to a maximum

Move and Reposition any services as required

Expose Clay and Renew All Pipework in PVC 110mm - MOVE EXISTING IC 500mm AWAY FROM NEW MASONRY & ADHERE TO SEVERN TRENT GUIDELINES

ALL ELECTRICAL POSITIONS AND SPEC TO BE CLARIFIED WITH CLIENTS IN PRICING PROCESS - MAKE CLEAR ALLOWANCE DURING PRICING FOR TYPE AND QUANTITY OF FITTINGS

ALL CHANGES TO RWP AND GULLIES TO BE ASSESSED BY BUILDER ON OPENING UP WORKS

SEE BUILDING SPECIFICATION - ALL INFO AND SPEC TO BE SIGNED OFF BY LABC OR ALTERNATIVE PRIVATE BUILDING INSPECTOR

Flat Roof Construction as per spec - layout and span / loading to be specified by manufacturer - standard loading to be adhered to for B Reg purposed

SEE ENGINEERS CALCS FOR ALL CONSTRUCTION DETAILS ON STEELS & PADSTONES / WIND LOADING TO CORNERS ETC - MEASURE ON SITE FOR STEEL ORDERS

EASI-JOIST WS200
AS PER MANUFACTURERS - BUILDER TO ORDER THROUGH MERCHANTS
219mm x 47mm x 72mm @ 600 centres - trimmers to all openings tbc as per engineer

Korniche Roof Lantern or alternative
Width (External): 1600 Length (External): 2600 Glass Tint: Ambi-Clear

ALLOWED 150MM UPSTAND
250 MM PARAPET TBC PER CLIENT

ALL LANDSCAPING IS INDICATIVE ONLY - GROUND LEVELS & RETENTION SHOULD BE ASSESSED ONCE CLEARANCE AND TREE REMOVAL HAS BEEN CARRIED OUT

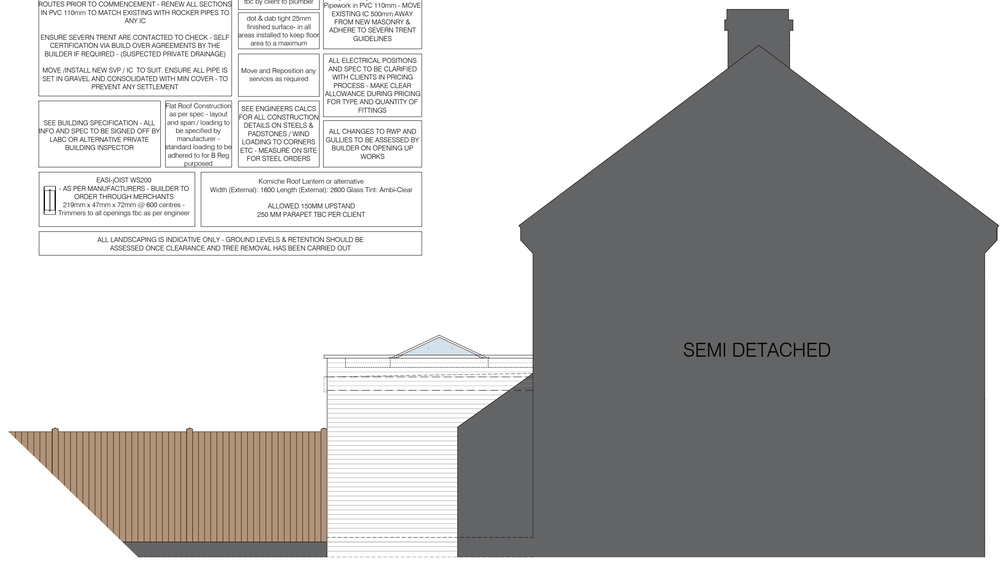

PROPOSED LEFT HAND SIDE ELEVATION
(CUT THROUGH OF PARTY WALL LINE)

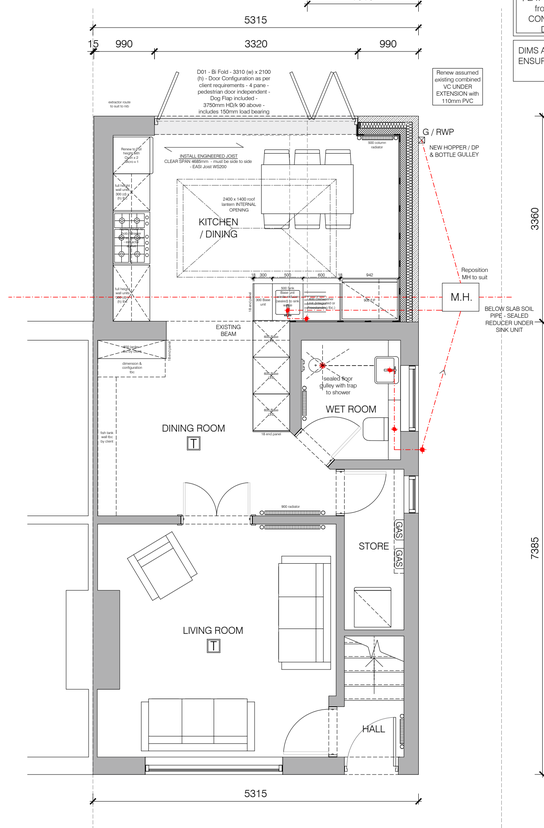

PROPOSED GROUND FLOOR

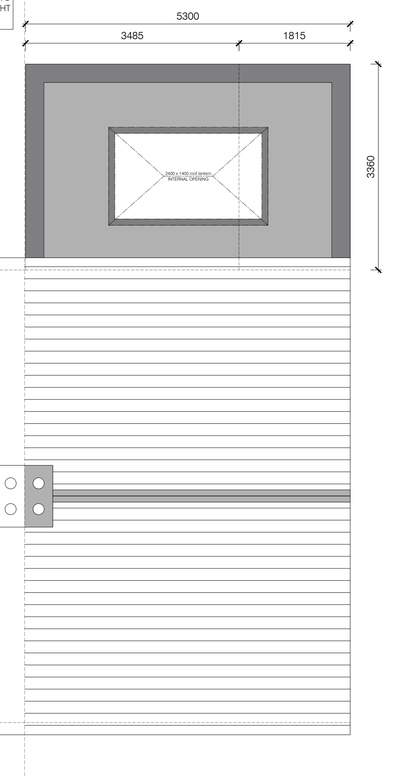

PROPOSED ROOF PLAN





S.G ARCHITECTURAL DESIGN
Tel: 07817034426 sgarchitecturaldesign@gmail.com
www.sgarchitecturaldesign.com

64 Meadow Lane, Alfreton

02 -PROPOSED ELEVATIONS / GF PLAN

DRG.NO	PAPER	IMAGE
173	A1	SG
STAGE	SCALE	1:50 PLAN & SECTIONS
PLANNING		

Drawing measurements shall not be obtained by scaling. Verify all dimensions prior to construction. Immediately report any discrepancies on this document to SG ARCHITECTURAL DESIGN.

REV.	DESCRIPTION	DATE	BY	CHKD
P1	FIRST ISSUE	30-01-21	SG	SG