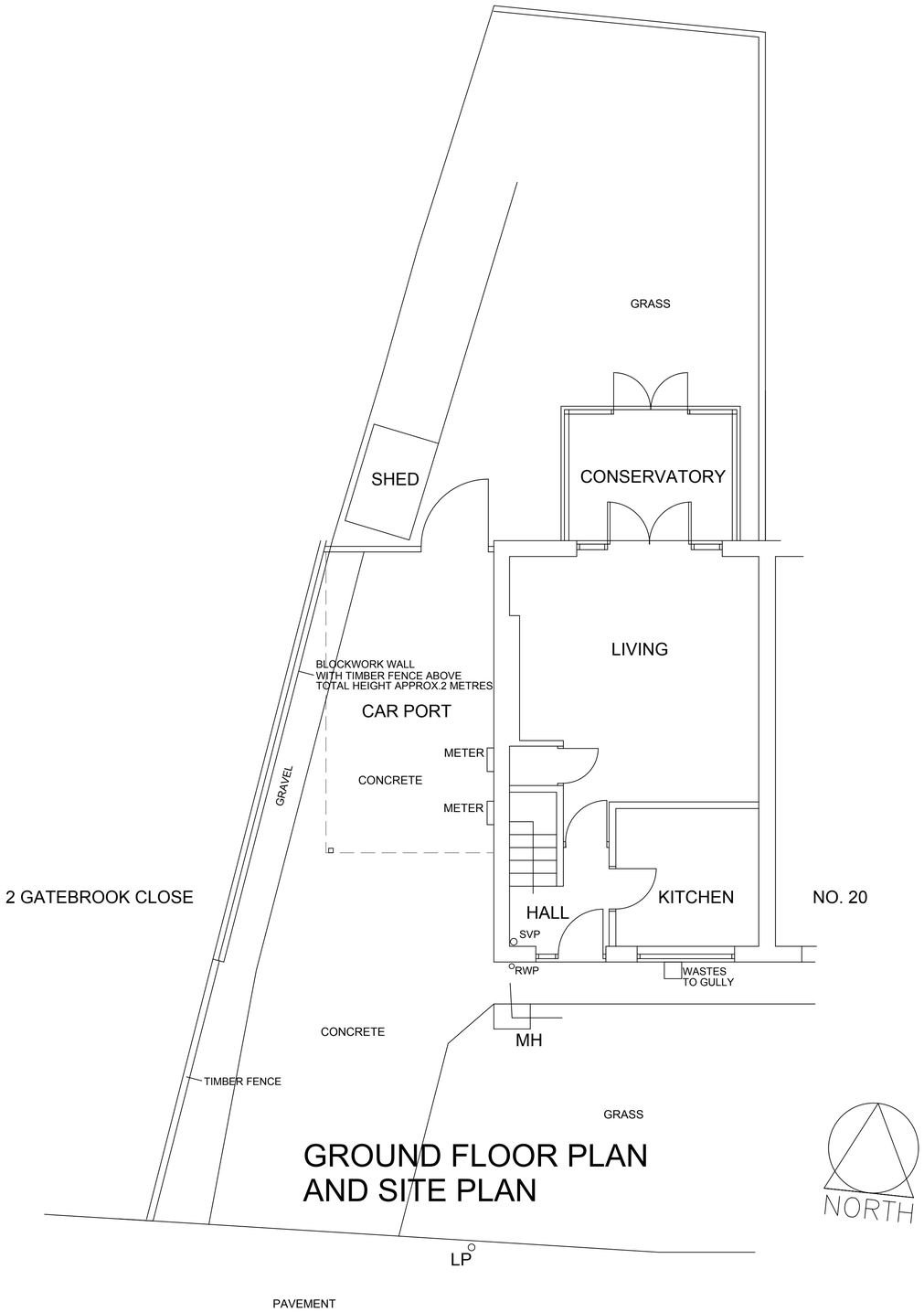

GROUND FLOOR PLAN
AND SITE PLAN

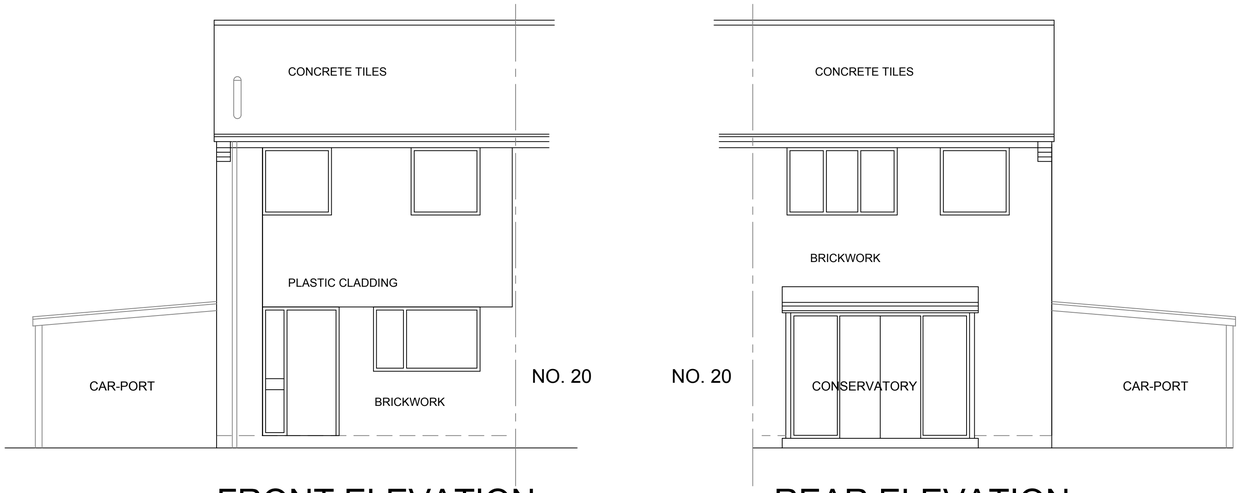

FRONT ELEVATION

REAR ELEVATION

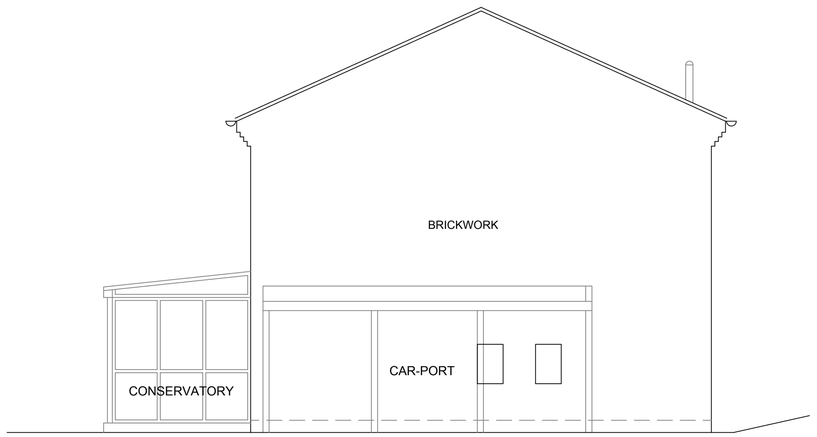

SIDE ELEVATION

EXISTING

1:50 METRES 0 1 2 3 4 5

1. THIS DRAWING AND THE COPYRIGHTS AND PATENTS THEREIN ARE THE PROPERTY OF NYP ARCHITECTURAL SERVICES LLP REGISTERED IN ENGLAND AND WALES No. 4631338 AND MAY BE USED OR REPRODUCED ONLY UNDER CONTRACT.

2. CONTRACTORS AND SUB-CONTRACTORS MUST CHECK AND AGREE ALL DIMENSIONS BEFORE PREPARING SHOP DRAWINGS OR COMMENCING WORK ON SITE

3. CONTRACTORS ARE RESPONSIBLE FOR INFORMING THE DESIGNER OF ANY DISCREPANCY DISCOVERED ON THIS DRAWING OR BETWEEN THIS DRAWING AND ANY OTHER RELATED DOCUMENT ISSUED UNDER THE STANDARD FORM OF CONTRACT IN RESPECT OF THE WORK.

4. WRITTEN DIMENSIONS ONLY ARE TO BE USED FROM THIS DRAWING. IF IN ANY DOUBT ASK FOR CLARIFICATION.

Notes.

HOLBORN VIEW

Revisions.

Date	Suffix	Description	Date	Suffix	Description

NYP ARCHITECTURAL SERVICES LIMITED
BUSINESS AND INNOVATION CENTRE, WILTHORPE, BARNSLEY, S75 1JL TEL: 01226 200989 EMAIL: scott@nypas.co.uk stephen@nypas.co.uk

Project. 22 HOLBORN VIEW
CODNOR
DE5 9RB

Client.

Drawing Title. FLOOR PLANS, SITE PLAN AND ELEVATIONS AS EXISTING

Date. FEBRUARY 2021

Scale. 1:50 @ A1

Ref. 102-29

Dwg. No. 01

Rev.

SHEET SIZE A1