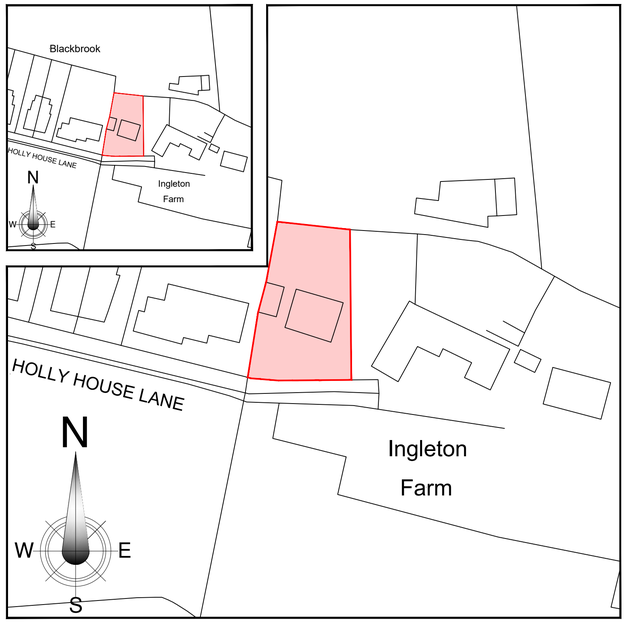

BLOCK & LOCATION PLANS

SCALE = 1/500/1250



IMAGES

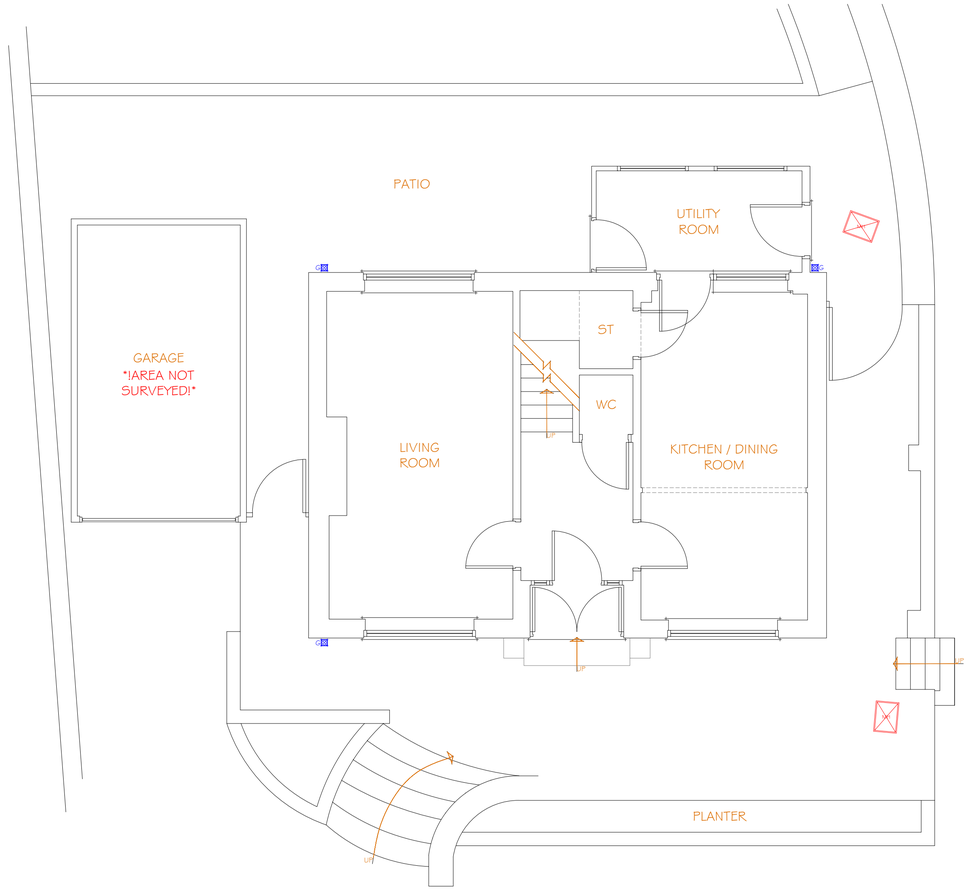

GROUND FLOOR LAYOUT

SCALE = 1:50

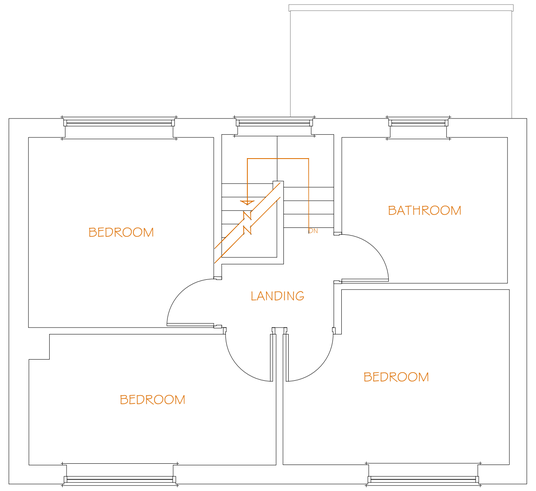

FIRST FLOOR LAYOUT

SCALE = 1:50



FRONT ELEVATION

SCALE = 1:50

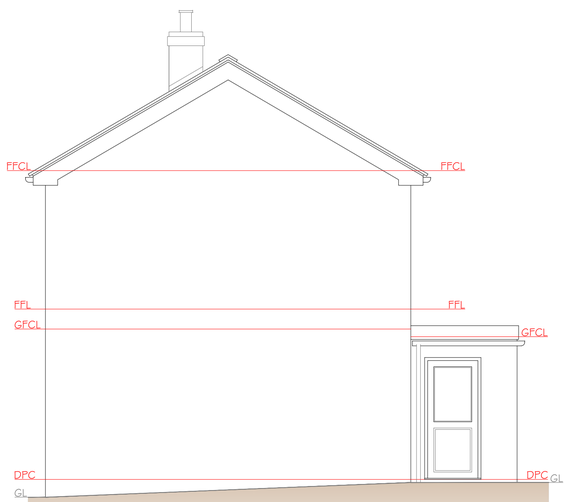

SIDE ELEVATION

SCALE = 1:50

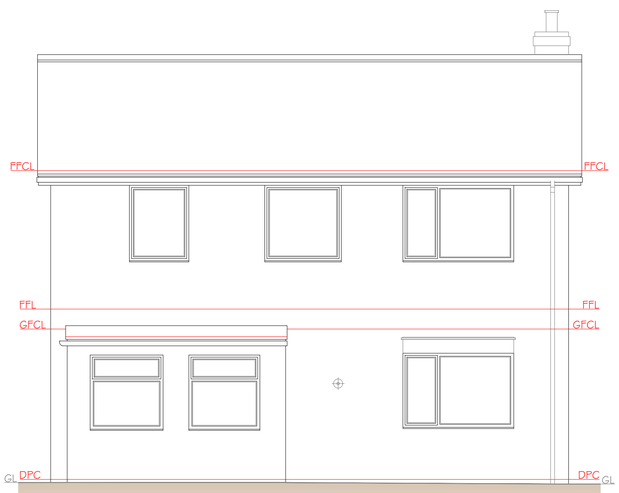

REAR ELEVATION

SCALE = 1:50

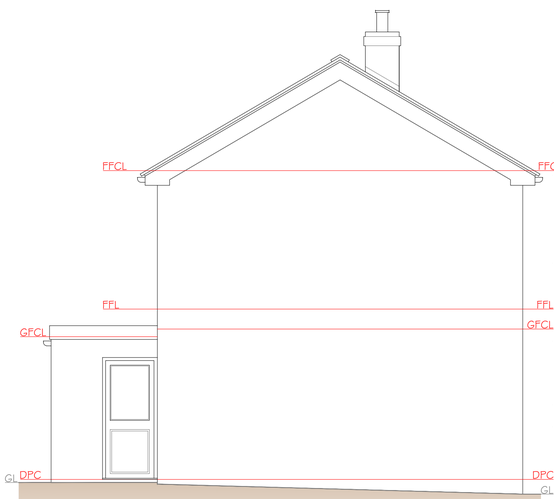

SIDE ELEVATION

SCALE = 1:50

Please note

- Do not scale off drawings.
- Drawing to be printed in full colour.
- This drawing is to obtain building regulations approval only. should persons carrying out works wish to change specification / design then do so at their own risk.
- Boundaries positions, dimensions and levels are to be checked on site by the chosen contractor; any anomalies / discrepancies are to be reported to green 2k design ltd - When setting out proposed work, contractor to ensure that above and below ground works are contained solely within applicant land ownership.
- All materials specified are to be used strictly in accordance with manufacturers recommendations and codes of practice.
- Where planning permission is sought, all external materials are to be submitted to, and approved in writing by the local authority planning section prior to work commencing on site.
- Block and site plans are reproduced under license from the ordnance survey.
- Information given on this drawing regarding the position of any services are given for your assistance and guidance only. where the works approach the position of services it will be necessary to use locating apparatus or hand excavated trial holes to locate them.
- We will not consider land ownership or legal matters such as easements of light or air unless specifically requested to do so.
- Please note if any sewer below or within 3 meters of the proposal is found to be a public sewer permission must be sought by way of a building over agreement from severn trent water prior to building on site.
- = Means of escape winow

REV.	DATE.	INT.	DETAILS.

green2k design

Architectural Designers & Chartered Surveyors

Thomas Henry House,
First Floor,
1-5 Church Street,
Ripley,
Derbyshire,
DE5 3BU

t 01773 512935
f 0870 8362206
e info@green2kdesign.com

Client Details

MR & MRS KELLY

Site Address

6 HOLLYHOUSE LANE
BLACKBROOK
BELPER
DERBYSHIRE
DE56 2DE

Proposed Work

REAR, FRONT & SIDE EXTENSIONS ALONG WITH ASSOCIATED INTERNAL AND EXTERNAL ALTERATIONS

Drawing Title

EXISTING LAYOUTS, ELEVATIONS, IMAGES BLOCK PLAN & LOCATION PLAN

Drawn: - KMF / TRW | Date: -FEB 2021

Job Status: -

'AWAITING APPROVAL'

Job No: - 1471

Sheet No: - 201 | Rev: - '-'

Scale: - 1:50, 1:500, 1:1250 @ A1