HIGHLIGHTED AREAS INDICATE EXTERIOR CLADDING

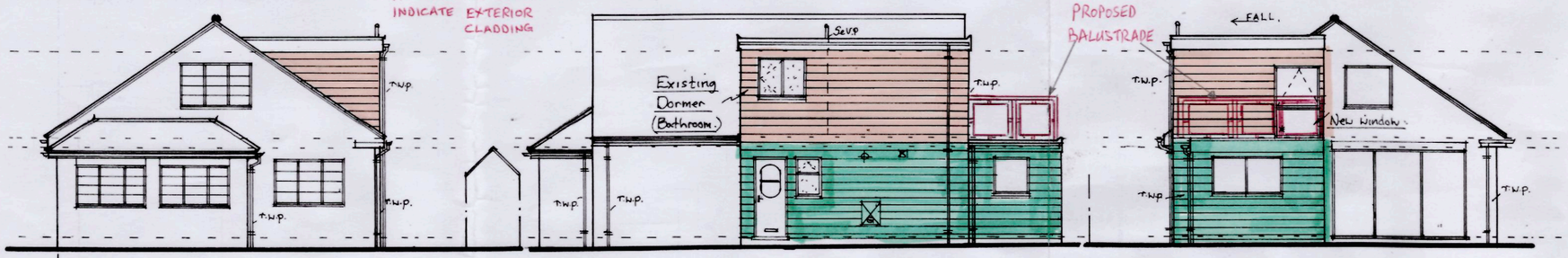

PROPOSED FRONT ELEVATION.

PROPOSED SIDE ELEVATION.

PROPOSED REAR ELEVATION.

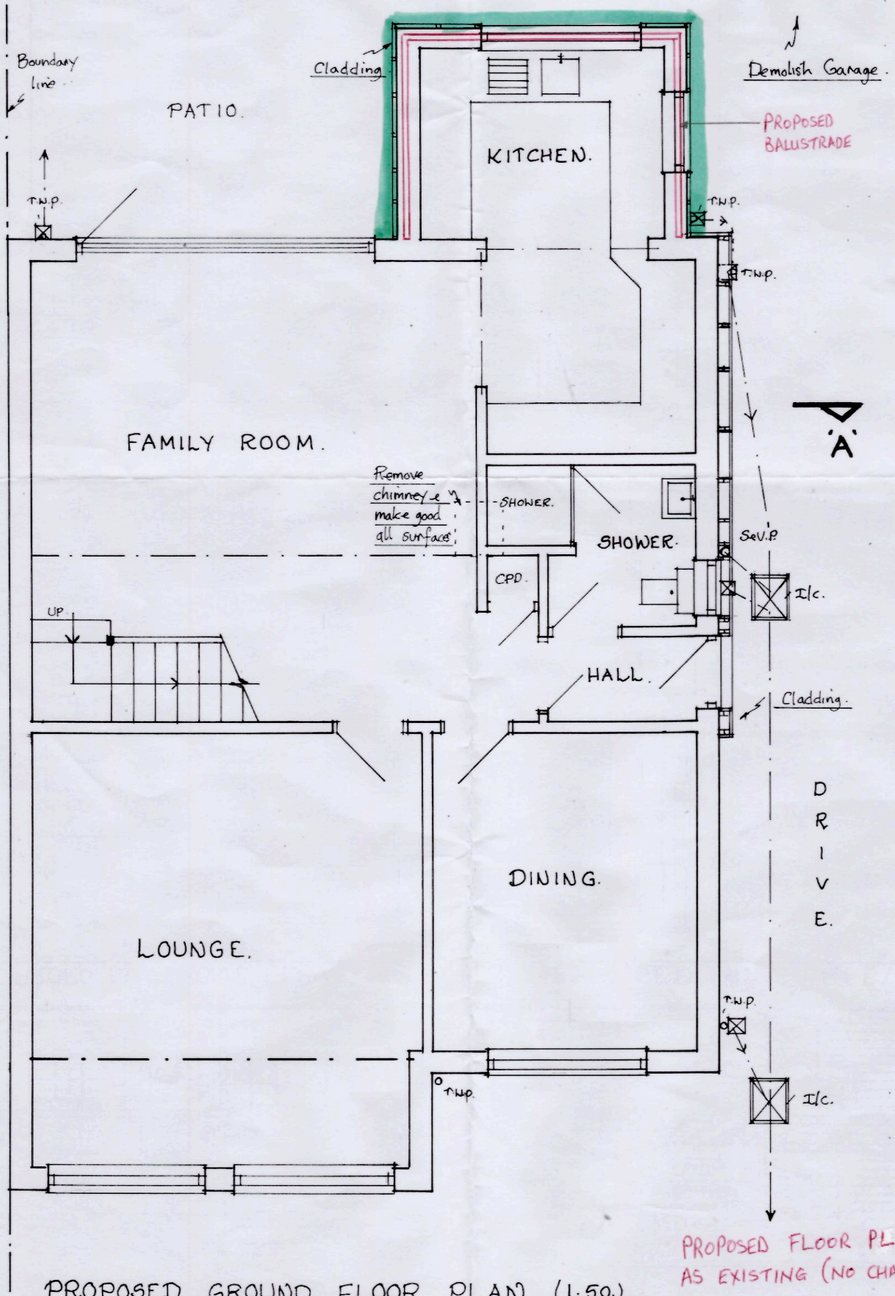

PROPOSED GROUND FLOOR PLAN. (1.50.)

PROPOSED FLOOR PLAN IS AS EXISTING (NO CHANGE)

DORMER :-

New extended dormer construction to be double skin blocks cavity walls, built off existing with external finish of grey U.P.V.C cladding to clients spec. Cavity to be insulation with 'Drytherm' or similar product with a 'U' value of 0.28.

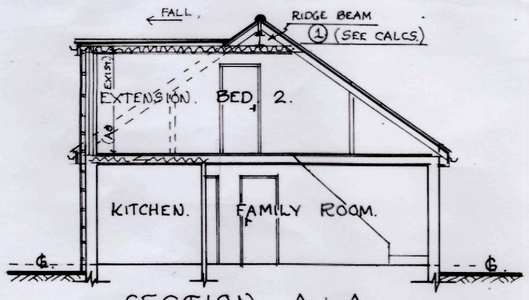

SECTION A : A.

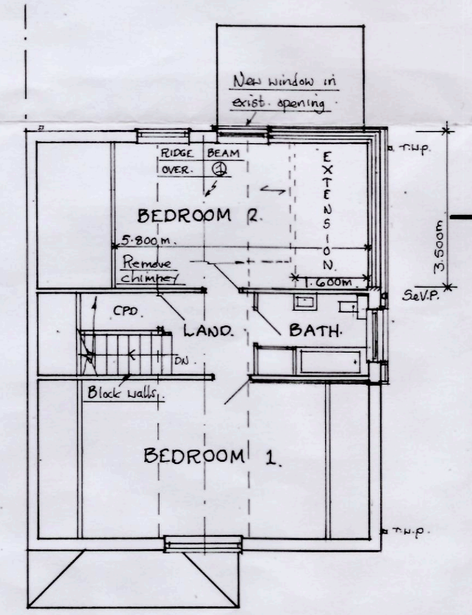

PROPOSED FIRST FLOOR PLAN. (SCALE- 1:100.)

NOTES :-

PLEASE REFER TO THE MAIN SPECIFICATION SHEET FOR BUILDING REGULATIONS (APPROVED DOCUMENT.) AND FULL CONSTRUCTION DETAILS ETC.

PLEASE REFER TO THE STRUCTURAL ENGINEERS DESIGN DETAILS AND CALCULATIONS FOR ALL STEEL BEAMS, BEARINGS, ETC.

WALL FINISH :-

U.P.V.C. cladding where shown to be Eurotherm 'Coastline' product or similar, fixed to timber battens as per the manufacturers instructions

FLAT ROOF :-

Dormer roof to be 175 x 50mm s/wood joists laid at 450mm centres, with s/w. firrings to falls. Use a 'WARM ROOF' system - 'KINGSPAN - THERMAROOF 25' or similar product, ply decking, vapour barrier and insulation with 'FIRESTONE' rubber continuous sealed finish over. all as agreed with the B.C. Surveyor on site.

FLOOR JOISTS :-

New floor joists to be 150 x 50mm s/wood laid at 450mm centres with solid strutting at mid-span.

Notes:
All dimensions must be checked on site and not scaled from this drawing.

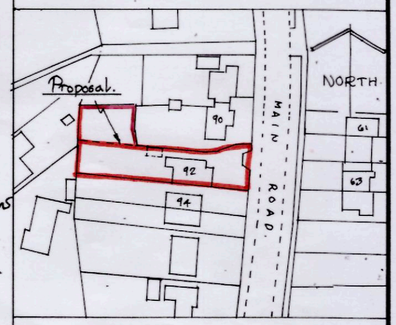

LOCATION PLAN (SCALE- 1:1250)

A		
	Date	Revisions

© copyright

Client

MR & MRS. S. BOOTH.

Job Title

PROPOSED EXTENSION TO DORMER ON DETACHED HOUSE AT N°.92 MAIN RD., SMALLEY. DERBYSHIRE DE7- 6DS.

Drawing Title

WORKING DRAWING.

Scale 1:50, 1:100 & 1:1250.

Date NOV. 2019. Drawn by J.D.

DICKINSON BUILDING DESIGN LTD.
BUILDING DESIGN CONSULTANTS
Domestic/Industrial/Commercial
Local Authority Approvals
Building Plans, Grants etc.

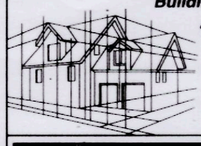

01332 831429
Mob. 07989 025551
E: dbdltd@btconnect.com
Rectory Lane
Breadsall, Derby
DE21 5LL

Drg. No. 20/11/2019/01. Rev.

420 x 594mm A2.