

S1 SITE SECTION
Scale: 1:100
0m 1 2 3 4 5

PROPOSED EXTERNAL WORKS - General Notes

- All existing stonework and brickwork to be retained. Any isolated masonry repairs to be carried out with stone or brick to match existing and samples approved by Conservation Officer.
- All new mortar to be approved natural hydraulic lime mix as specified by Conservation Architect.
- Timber sash windows to be repaired. Any replacement to use hardwood to match size and type of existing, using existing as template.
- Movement fractures to be carefully raked out to remove cementitious mortar and debris. Stainless steel bed-joint reinforcement (i.e. HeliFix HeliBar) to be inserted within bed joints, across fractures at intervals as specified. All open joints to be repointed with specified and approved lime mortar mix.
- Specialist stone repair mortar to be used where appropriate following sample approval from Conservation Architect.
- Ensure voids at eaves level are not blocked during renovation works to maintain air circulation around roof timbers. Consider installing stainless mesh over voids to prevent access for animals and birds.

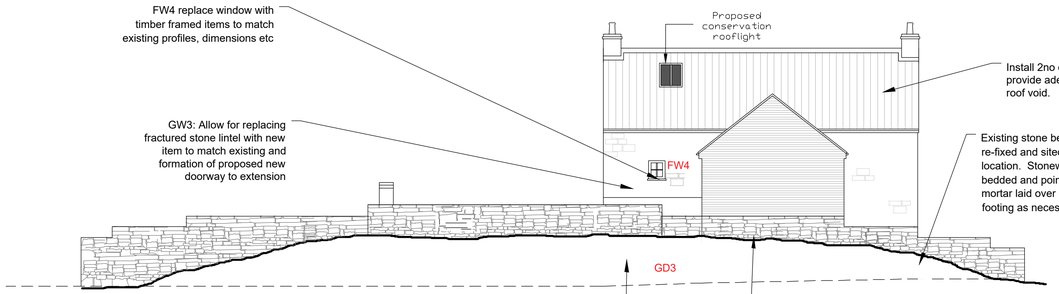

E3 NORTH ELEVATION
Scale: 1:100

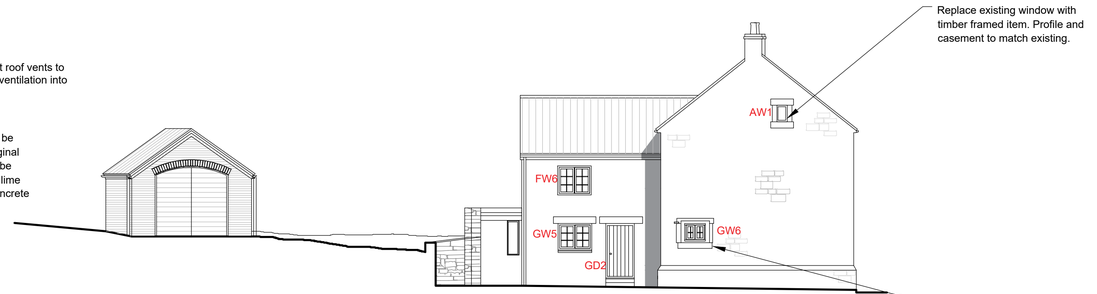

E4 WEST ELEVATION
Scale: 1:100

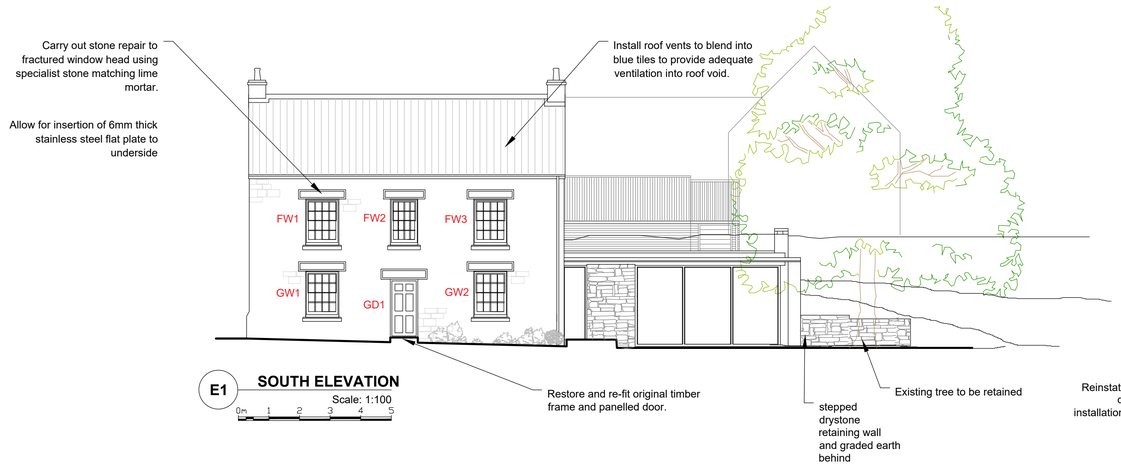

E1 SOUTH ELEVATION
Scale: 1:100
0m 1 2 3 4 5

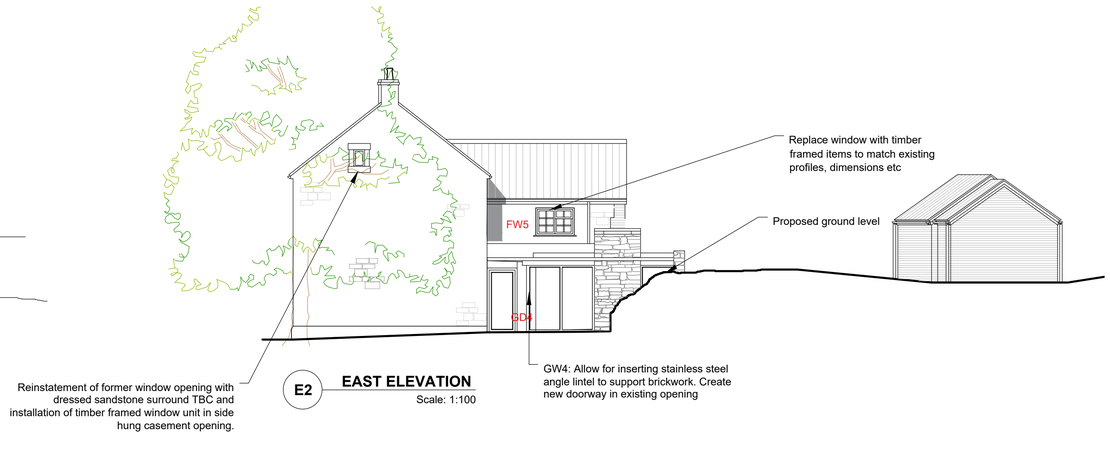

E2 EAST ELEVATION
Scale: 1:100

GENERAL NOTES:

1 All finishes disturbed and all damage caused resulting from the works is to be made good.

2 This drawing is to be read in conjunction with Drawing Nos issued with the prefix 1160/ and any specification of materials and works together with any accompanying schedules that may be issued.

3 Inform the Architects of all untoward findings or discrepancies.

4 Written dimensions are to be taken in preference to scaled. All dimensions are to be confirmed on site prior to commencement of the works. Do not scale from these drawings. If in doubt ask.

5 Where Architects approval is required the Architects confirm that a minimum of 1 week notice must be given for inspection.

6 Where possible the Architects have undertaken not to specify deleterious materials.

7 This drawing is copyright ©. Smith and Roper retain copyright of this drawing and other project documents under the Copyright Designs and Patents Act 1988 with all rights reserved excepting that Smith and Roper hereby grant license to the client named below for the use of such drawings and documents in matters relating only to the project stated below. Under no circumstances may this drawing or associated documents be copied in whole or in part or used elsewhere without the express permission of Smith and Roper.

FITNESS OF MATERIALS:
All materials shall be new unless otherwise stated and shall comply with the current British Standards/Codes of Practices and or have a BBA Certificate. All materials/components shall be used and fixed in accordance with the manufacturer's recommendations. The Architects are to be informed of any anomalies or discrepancies. Where possible the Architects have undertaken not to specify deleterious materials.
No dimensions other than those indicated should be taken from the drawings.
Construction dimensions should be checked by the main contractor prior to the commencement of work.

Key:

Revision Notes:

SMITH AND ROPER
ARCHITECTS AND SURVEYORS
Established 1919
Buxton Road, Bakewell, Derbyshire, DE45 1BZ
TEL: 01629 812722 FAX: 01629 814390
www.smithandroper.com

Project Title:
WHITEHOUSE FARM
IRETON WOOD

Drawing Title:
FARMHOUSE RENOVATION AND EXTENSION ELEVATIONS AS PROPOSED

Drawn/Check: **GRLS-SG-TCS**	
First Issue: **MARCH 2019**	RIBA Stage: **2**
Current Issue: **MARCH 2021**	Scale: **1:100 at A1**
Drawing Number: **1160-008**	Revision: **B**