

Proposed North Elevation

Scale 1 : 100

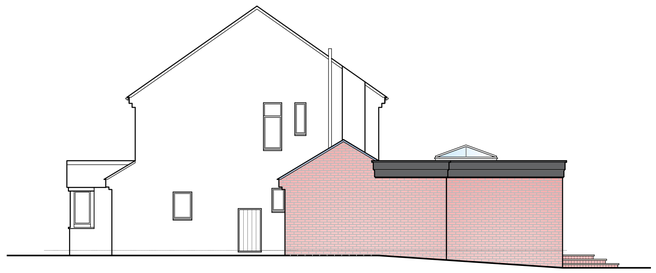

Proposed East Elevation

Scale 1 : 100



Proposed South Elevation

Scale 1 : 100

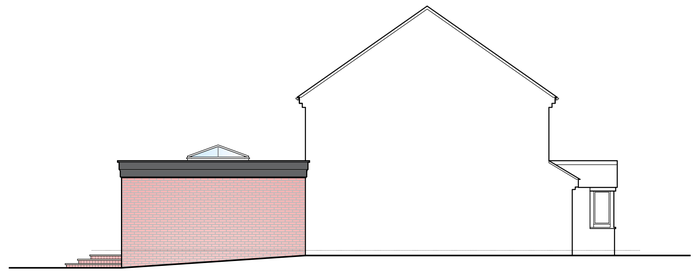

Proposed West Elevation

Scale 1 : 100

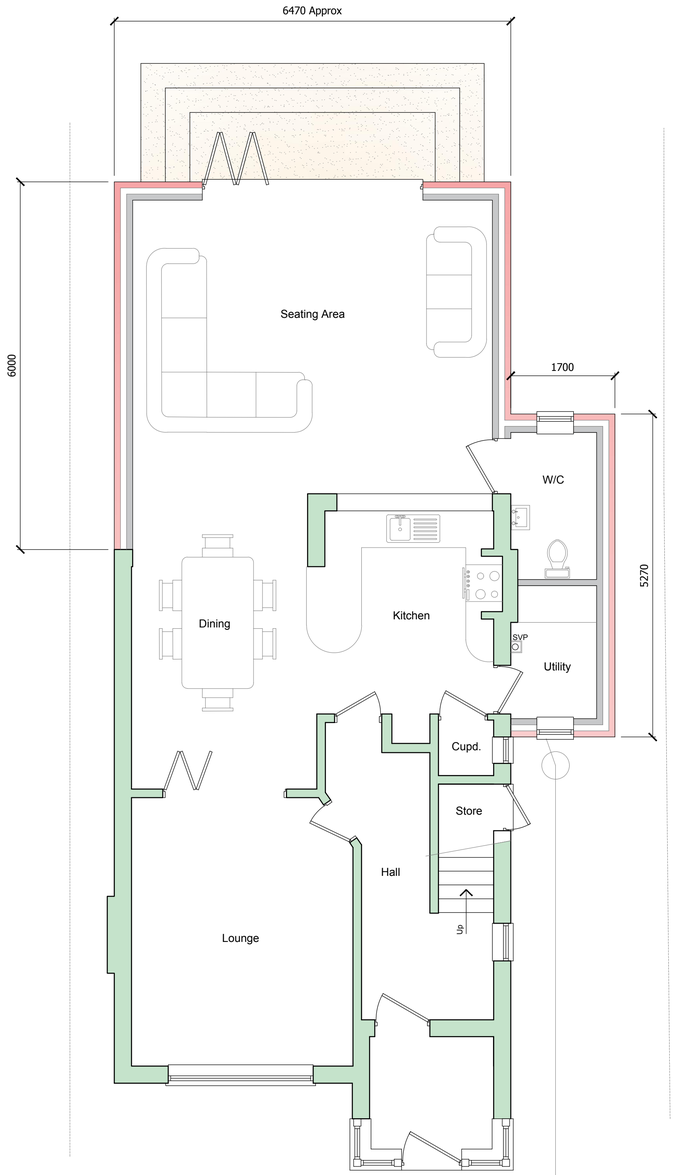

Proposed Ground Floor Plan

Scale 1 : 50

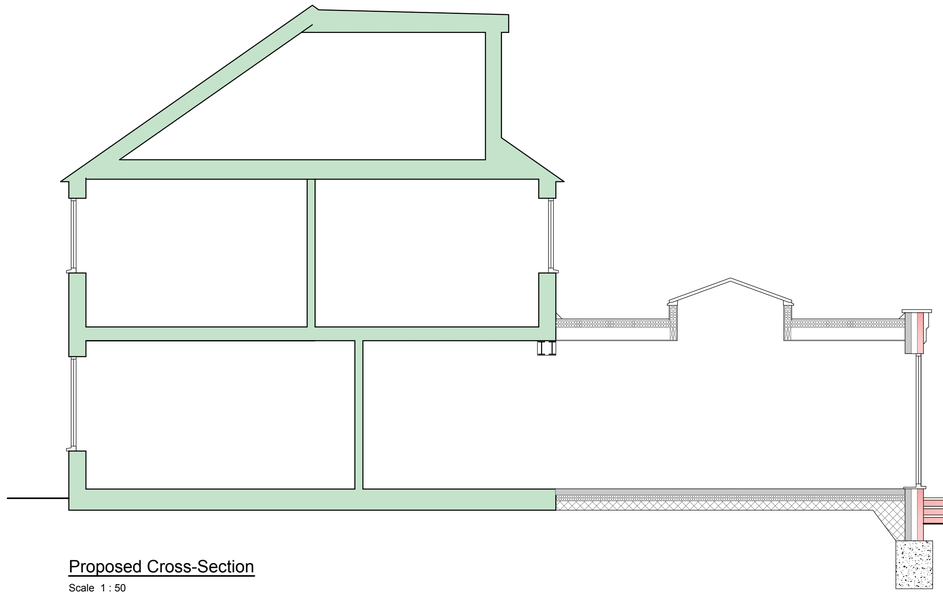

Proposed Cross-Section

Scale 1 : 50

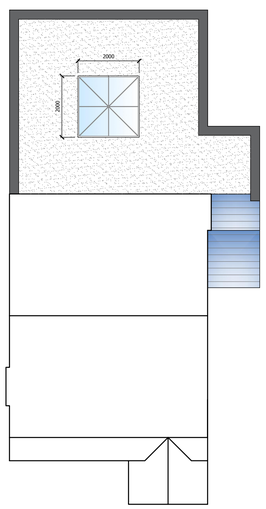

Proposed Roof Plan

Scale 1 : 100

Notes:

1) Do NOT scale, if in doubt ask.

2) To be read in conjunction with the building regulation specification, structural calculations and construction drawings.

3) The contractor to confirm details of the existing structure are correct prior to commencement of any works. if there are any discrepancies please contact us.

4) Soakaways are to be a minimum of 5.0m away from any building and 10.0m away from any water course.

5) All drainage details are indicative and should there be any discrepancies, please contact us to review or agree with the building control officer.

6) Contractor to locate the position of any existing services prior to excavation.

7) In any project in which a Party Wall Agreement is required, it is the contractor/ client responsibility.

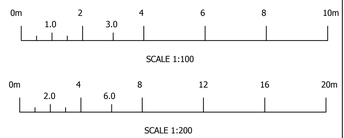

Rev.	Revision Description	Drn	Chk	Apvd	Date

Startin & Co
PROPERTY DESIGN
60 Carter Street, Uttoxeter, Staffordshire, ST14 8EU
01889 307 434 info@startinco.com

Client:

Mr & Mrs Carter
90A Sandbed Lane
Belper DE56 0SJ

Title:

Proposed Extensions & Alterations
Proposed Plans & Elevations
Option 1

Drawn by:	Date:	Index No.:
AjS	February 2021	

Scales:

As Shown Paper Size A1

Drawing No:	Revision
2021-017-002	