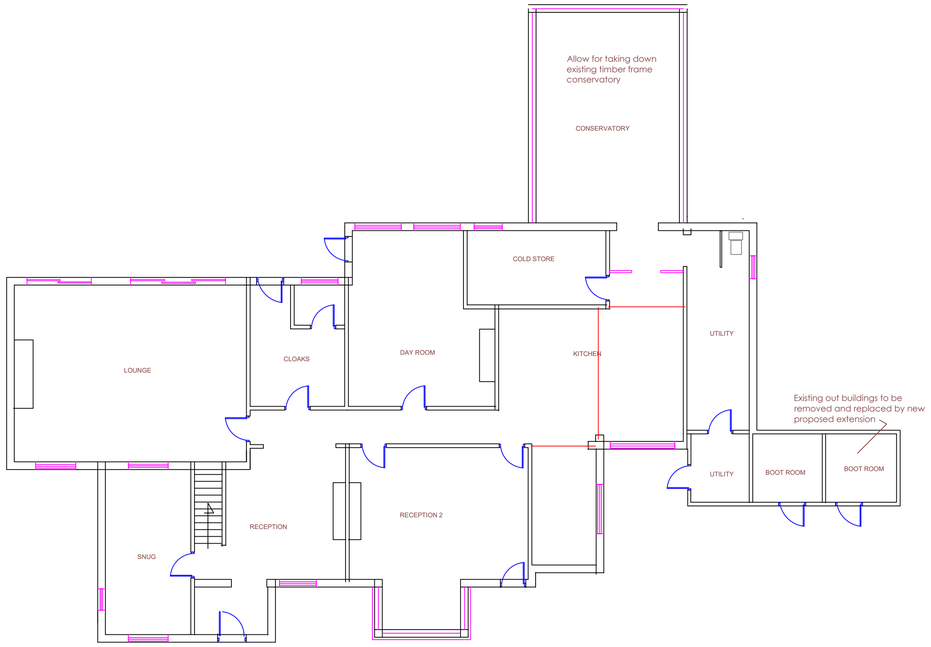

EXISTING GROUND FLOOR PLAN

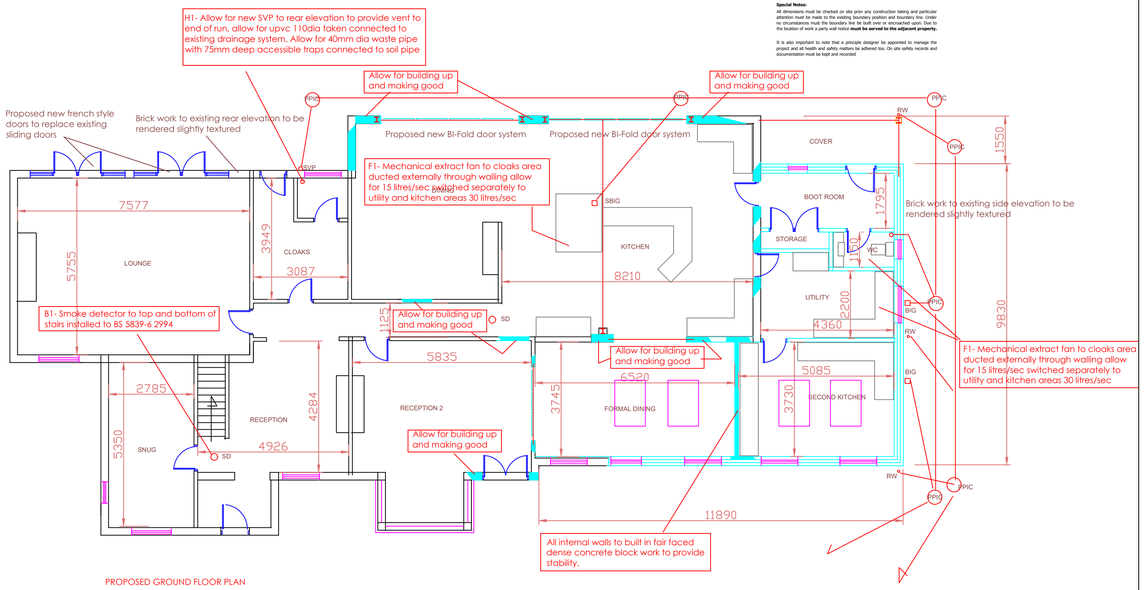

PROPOSED GROUND FLOOR PLAN

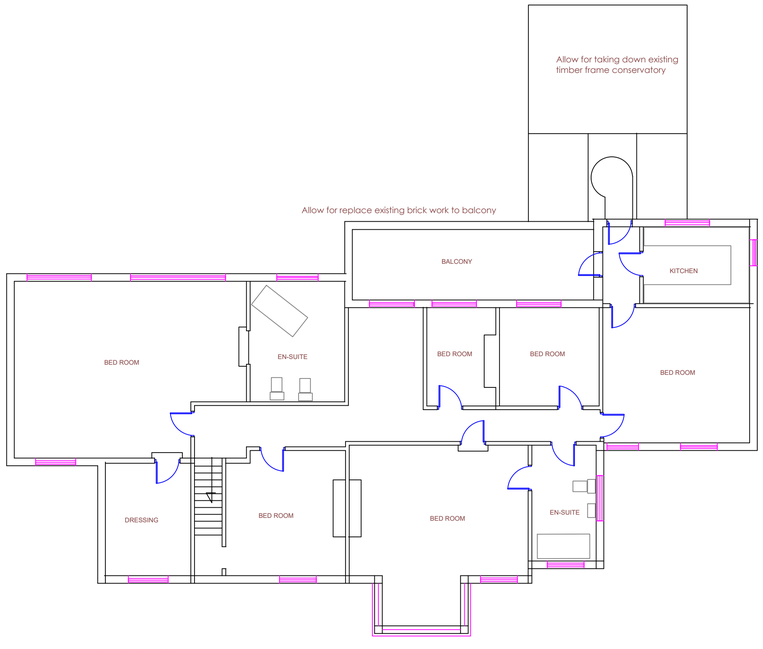

EXISTING FIRST FLOOR PLAN

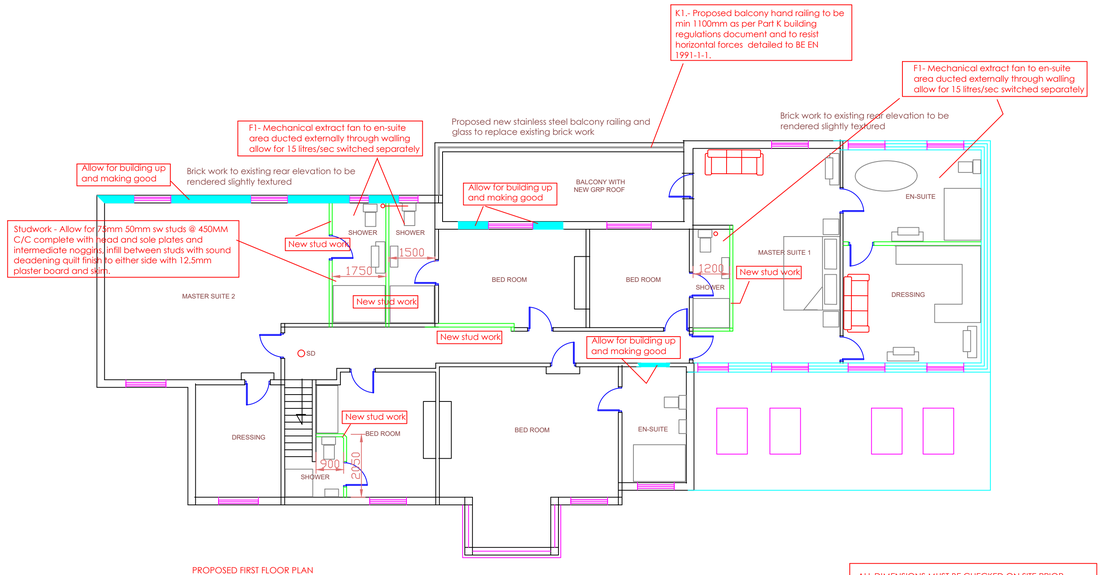

PROPOSED FIRST FLOOR PLAN

ALL DIMENSIONS MUST BE CHECKED ON SITE PRIOR TO CONSTRUCTION TAKING PLACE AND SEE ALSO ENGINEERS DETAIL AND SPECIFICATIONS. ALL PRE-MANUFACTURED ITEMS **MUST** ALSO BE CHECKED ON SITE FOR DIMENSION PRIOR TO MANUFACTURE

It is the main contractors responsibility to ensure that all Health and Safety matters are carried out on site and the necessary actions undertaken to protect the general public, visitors and site operatives whilst construction is taking place.

A trial hole may be required on site prior to construction taking place to assess the suitability of the ground and its load bearing capacity on site approval may be required by the building control officer. All foundations must be left open and also be carried out prior to construction taking place and adequate provisions made.

An inspection of all the existing drainage system must be carried out to assess the suitability to take the additional requirements imposed on it by the new extension.

All dimensions to be checked on site prior to commencement of the project.

If trees are in close proximity then provision must be made to protect foundations and drainage on site inspection required.

DEMOLITION, MATERIALS AND WORKMANSHIP.
Prior to the construction work-taking place a small amount of demolition work will have to be undertaken allow for the removal of all waste materials from site.

Protecting the buildings from dust and damage. Maintain and security of building at all times. All materials, goods and workmanship to appropriate B.S. Contractor to verify all dimensions on site and agree all details to clients satisfaction before commencement of works. All finishes to be made good and all debris removed from site. Position and number power points, lighting points, wall lights and switches to be decided by client All works to comply fully with building regulations.

Reference should be made to Building Regulations and the NHBC Handbook for compliance. All materials and workmanship to relevant and current British Standards and Codes of practice. Specified items may be substituted where approved as an alternative.

RADON PROTECTION
Basic radon protection to be provided via the 1200gauge damp proof membrane linked with a suitable cavity tray with weep holes @ 900 mm centres. All penetrating pipes and joints to the 1200 gauge d.p.m. to be suitably taped and sealed. **SF REQUIRED.**

On completion of the work the council will require an appropriate BS7671 Certificate

Special Notes:
All dimensions must be checked on site prior any construction taking and particular attention must be made to the existing boundary position and boundary line. Under no circumstances must the boundary line be built over or encroached upon. Due to the location of work a party wall notice **must be served to the adjacent property.**

It is also important to note that a principle designer be appointed to manage the project and all health and safety matters be adhered too. On site safety records and documentation must be kept and recorded

simon gee Designs Ltd.
Architectural & Property Consultant

Simon Gee Designs
13 Church Street
Lambley
Nottingham
NG4 4QB

Simon Gee owns the copyright© of this drawing which is not to be copied, reproduced or disclosed to a third party without written permission of Simon Gee

Client: Mr J. Wilkinson

Address: North End,
Park Hall Drive,
West Hallam.
DE7 6HR

Project: Proposed Extension to Front, Side and Rear Elevation

Title: Existing & Proposed Floor Plans

Drawn by: Simon Gee Designs
Date: 03:11:20
Job No. NE-WH-2020-02 - R1
Scale: 1:100 @ A1

DO NOT SCALE, FOR REFERENCE ONLY