

Existing Front Elevation
Scale 1/100

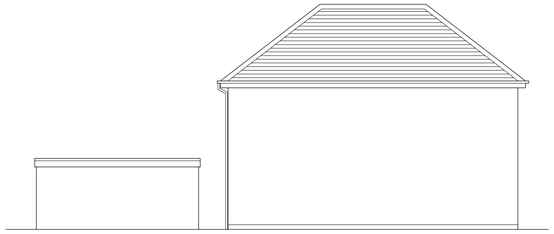

Existing Side Elevation
Scale 1/100



Existing Rear Elevation
Scale 1/100

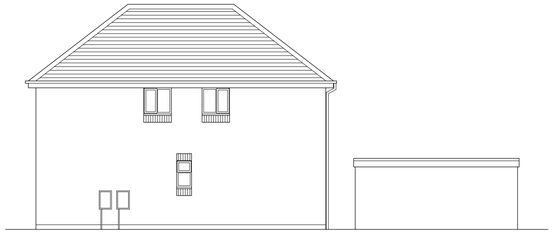

Existing Side Elevation
Scale 1/100

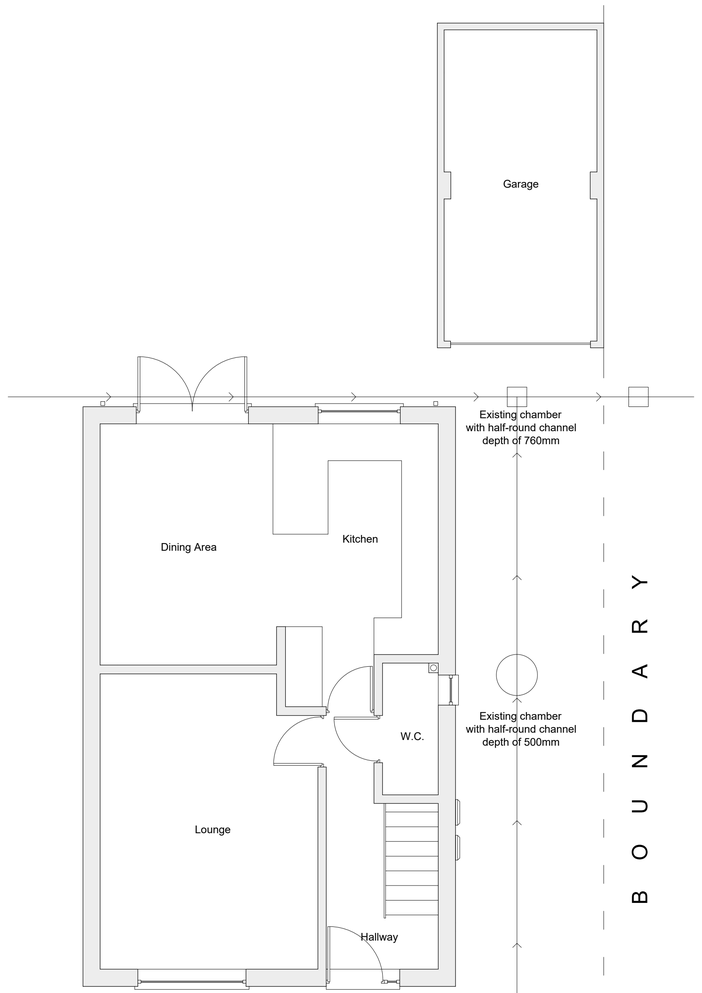

Existing Ground Floor Plan Scale 1/50

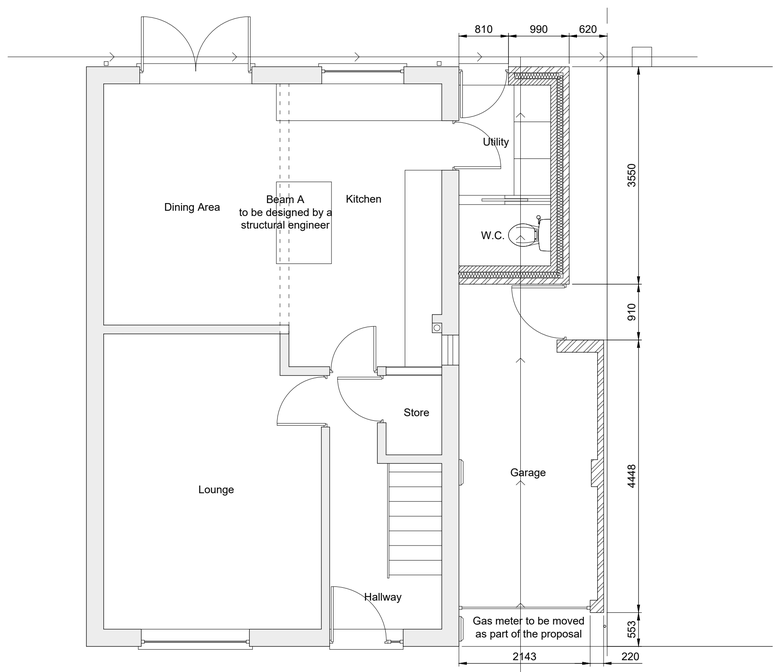

Proposed Ground Floor Plan Scale 1/50



Proposed Front Elevation
Scale 1/100

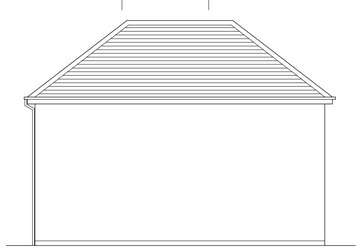

Proposed Side Elevation
Scale 1/100



Proposed Rear Elevation
Scale 1/100

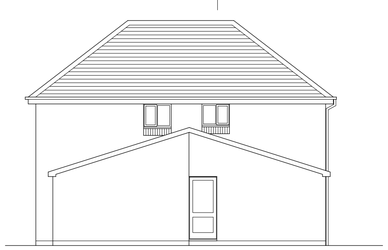

Proposed Side Elevation
Scale 1/100

Rick Cobham Design Ltd
8a Main Street, Calverton, Nottingham, NG14 6FQ
Mobile 0776 504 2005 Telephone 0115 8708135
O.S Map Licence Number MEM 00000111

Prior to the commencement of work, the contractor and client are to check on-site all exterior dimensions, setting out positions, boundary positions and details to verify and agree upon. Any errors, omissions or design changes should be reported immediately to enable amended plans to be prepared and submitted for approval.

The requirements of the "Party Wall Act 1996" will apply to certain schemes. The "Building Owner" will in writing inform and agree with the "Adjoining owners(s)" if the proposed work affects the Party Wall or is within 3 meters and deeper than the foundations of the nearby building. If an agreement cannot be made then commencement of work site, by a Party Wall Surveyor. Rick Cobham Design Ltd takes no responsibility for this.

The contractor will be responsible for locating all hidden services that may be affected by the proposal and stopping off or diverting as necessary. Drainage runs shown are assumed and must be checked on site before work commences. Any proposed building works within 3 meters of a public sewer will require a "building over/close to" application to be submitted and approved by the water authority prior to work commencing.

All work to comply with CDM 2015. The principle contractor, for projects with more than one contractor, must take on the legal duties of the client in addition to their own as principle contractor. If the domestic client has not appointed a principle contractor, the clients duties must be carried out by the contractor in control of the construction work.

This drawing is to be read in conjunction with the structural engineers drawings and details.

Client
Mr & Mrs Radford
10 Horton Close
Swanick
Derbyshire
DE55 1EN

Project
Single storey side extension to existing dwelling

Drawing Title
Existing and proposed elevations and floor plans

Scale 1/50, 1/100
Date April 2021
By SJC Status Planning

Drawing number	Revision
SC/OB/12/04/21/01	REVA/19/04/21

reproduction subject to copyright original sheet size A1