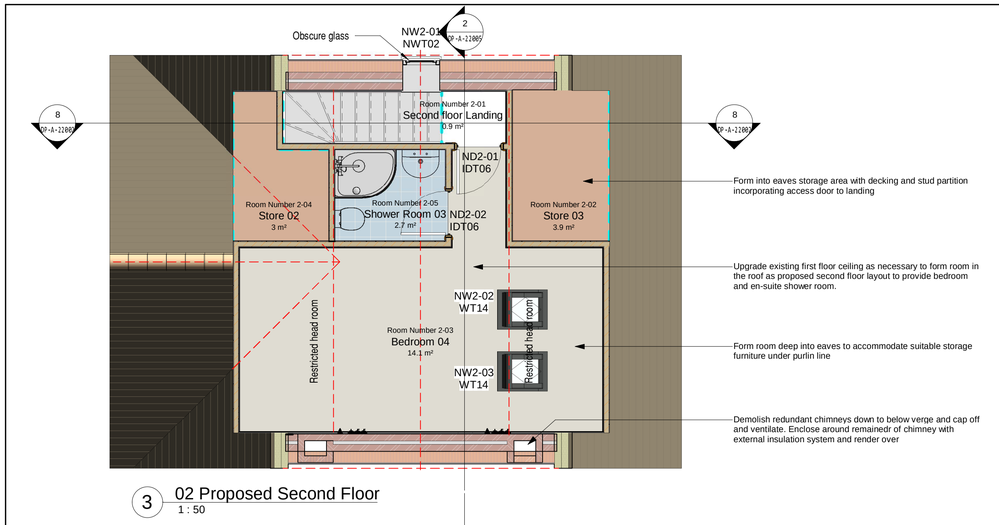

3 02 Proposed Second Floor
1 : 50

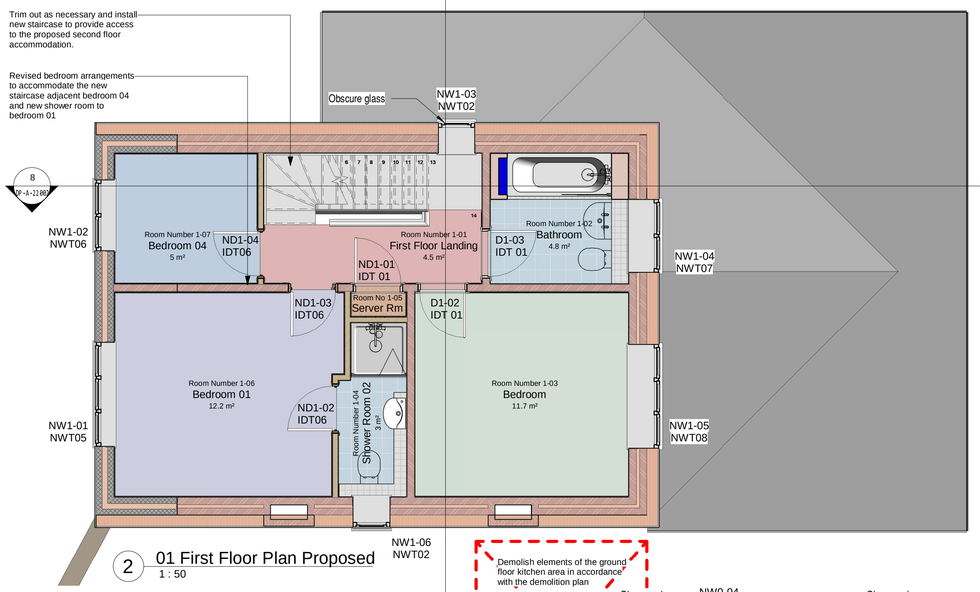

2 01 First Floor Plan Proposed
1 : 50

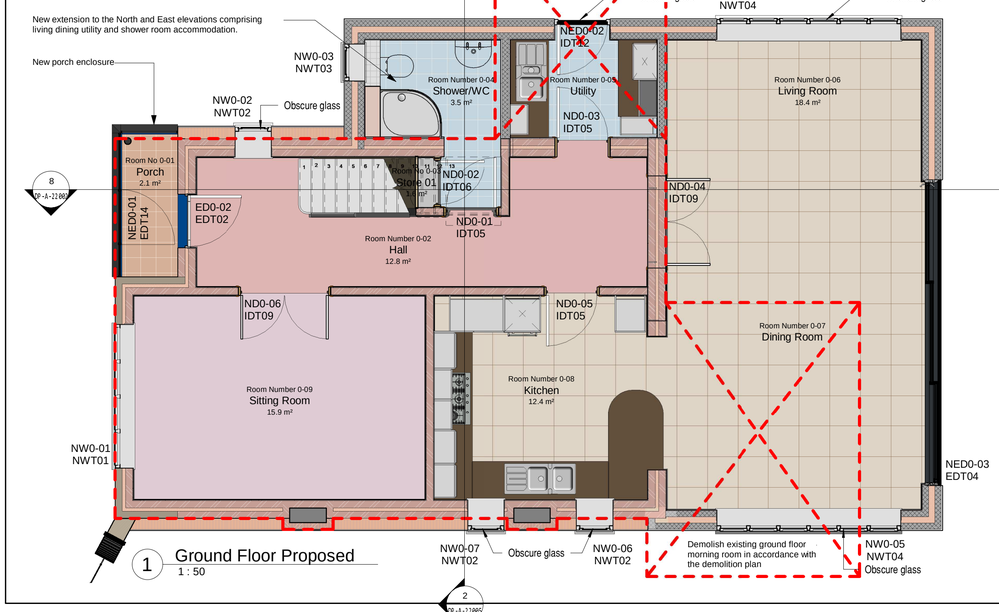

1 Ground Floor Proposed
1 : 50

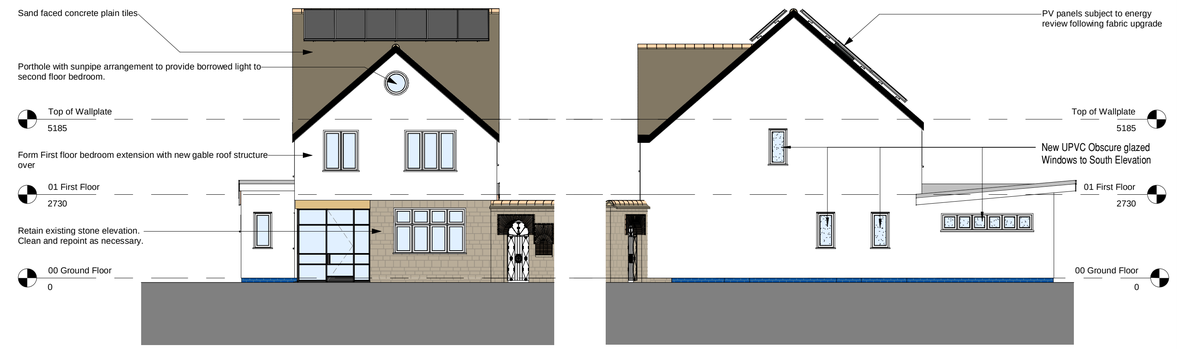

4 West Elevation Proposed
1 : 100

5 South Elevation Proposed
1 : 100

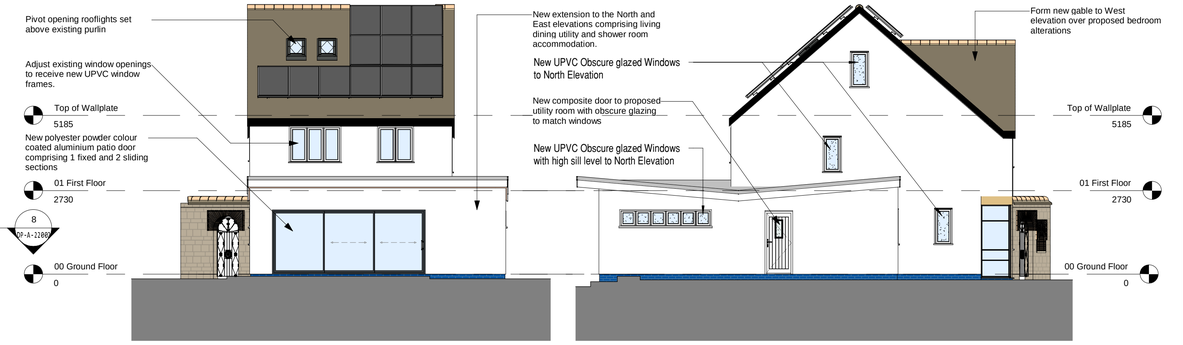

7 East Elevation Proposed
1 : 100

6 North Elevation Proposed
1 : 100

Upgrade the fabric of the existing structure thermally through the use of insulated render to walls and warm pitched and flat roof constructions to achieve an improved EPC to allow the of introduction of renewable energy production through the addition of photovoltaic panels

Revise the existing and form additional accommodation to provide ground floor living, dining, kitchen,utility and shower room. To the first floor adjust the bedroom layouts to incorporate an en-suite shower room to bedroom 01 together with a new staircase to the second floor

Roof structure to be upgraded to accommodate a second floor bedroom with with en-site shower room and into eaves storage together with new gable roof arrangement over the first floor bedroom alterations. Incorporate new thermally efficient double glazed windows patio doors and rooflights troughout

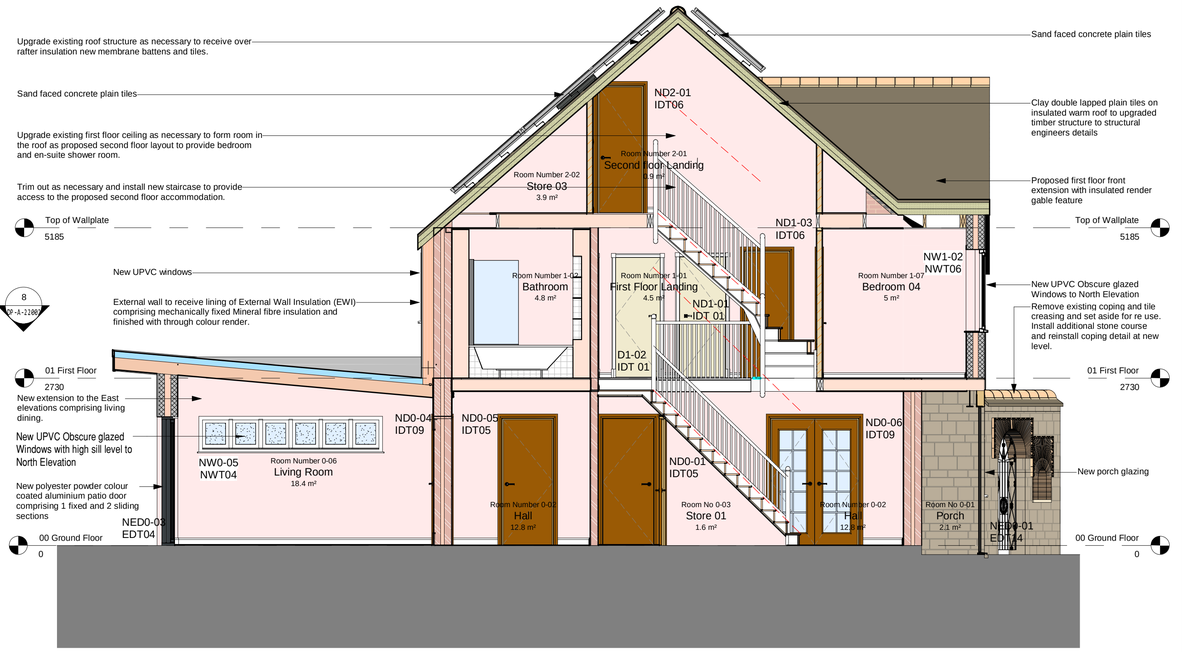

8 Longitudinal Section
1 : 50

GENERAL NOTES

1. Do not scale off this drawing unless a scale bar is provided
2. Any ambiguities, omissions and errors on this drawing should be notified immediately to the Architect before the commencement of works on site
3. Dimensions are in millimetres unless otherwise stated
4. Dimensions, unless otherwise indicated, are to the face of unfinished block walls or to the finished plaster face of stud partitions
5. Dimensions are to be checked on site. Discrepancies are to be notified immediately to the Architect before the commencement of works on site
6. All levels are in meters unless otherwise stated
7. This drawing is to be read in conjunction with all other relevant drawings and specifications for this project

CDM REGULATIONS

Denotes a significant hazard or difficult to manage procedure. Please refer to Designer Hazard Register for further information regarding mitigation of hazards.

REVISION NOTES

Rev	Date	Description	Issuer	Checker
P1	2021-04-30	First issue for planning submission	JSC	

PROJECT PARTNERS

Bowman Developments
39 Chesterfield Road, Belper DE56 1FF
T 07817 142099
E crawford187@gmail.com

PROJECT NAME
Proposed Extension

PROJECT No.
21-0001

PROJECT ADDRESS
111 Schoolhouse Hill
Heage

CLIENT / USER NAME
Crawford

VOLUME
B1 Extension

SHEET NAME
Plans Section and Elevations as Proposed

FULL DOCUMENT REFERENCE

Identification / Location					Sheet Number			
Project Code	Originator Code	Volume /Zone	Level/ Location	Doc Type	Role /Dis	Number		
SHH-	JSC-	B1-	ZZ-	DP-	A-	22002		

Renumbered from:

REVISION DATE
2021-04-30

REVISION
P1

STATUS
S3 Preliminary

SHEET SIZE
A1 L

SCALE
As indicated

U:\SCUDE56.2BB\DE56.2BB\RVT\DE56.2BB Revit Cable ArchMaster00.rvt