

00 GROUND FLOOR
1 : 50

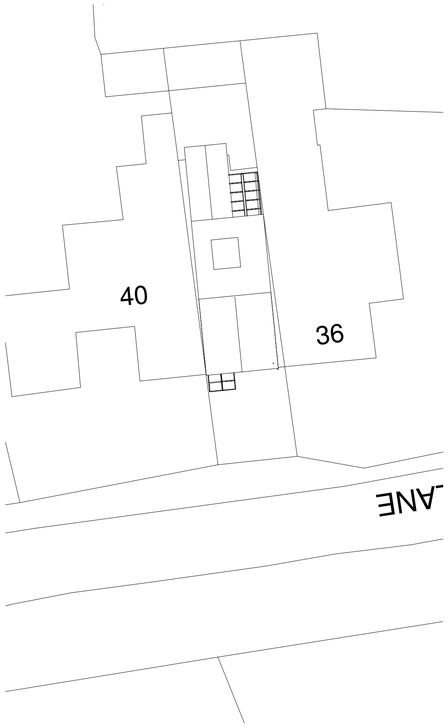

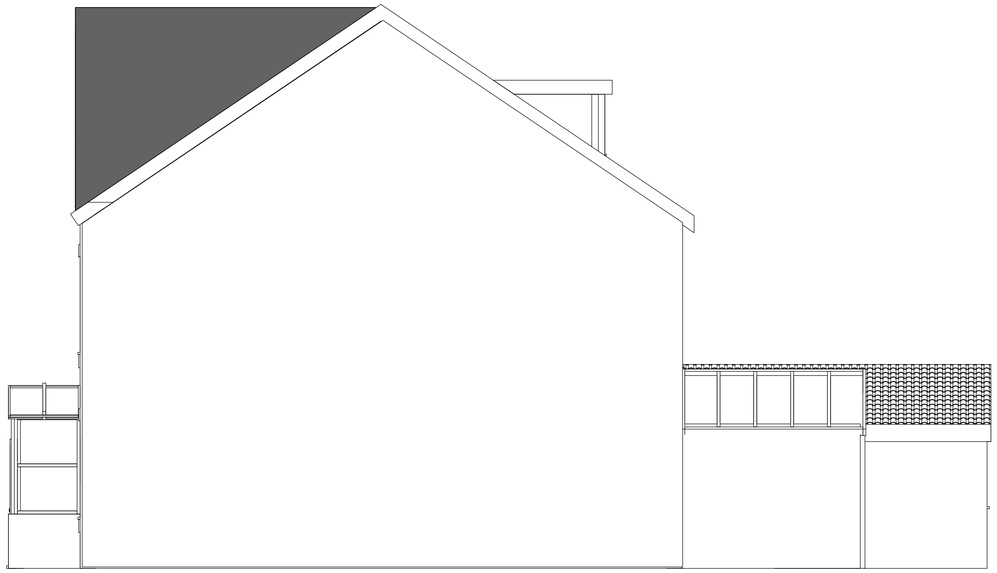

SIDE ELEVATION 1
1 : 50

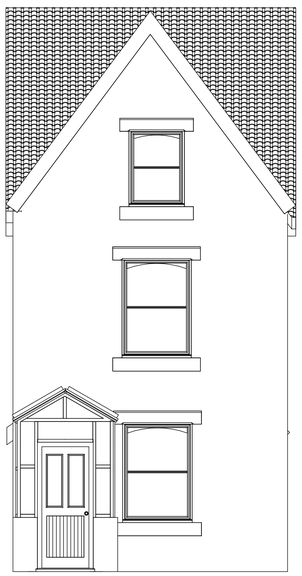

FRONT ELEVATION
1 : 50

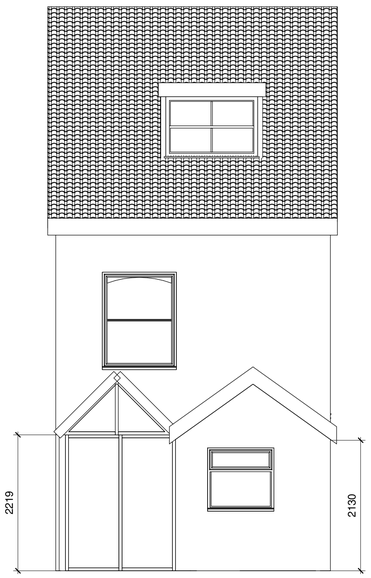

REAR ELEVATION
1 : 50

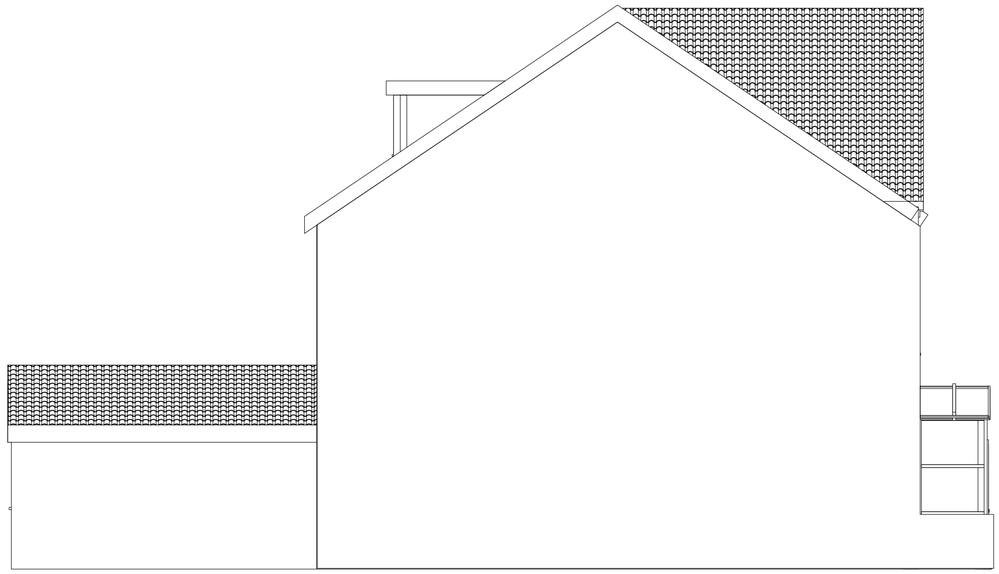

SIDE ELEVATION 2
1 : 50

General

Drawings prepared for local authority. Any electrical, heating installation, joinery items, finishes, and fittings to be instructed by the client. The clients are to satisfy themselves that any buried private or public services will not affect the proposal.These drawings have been prepared on the understanding that work will not commence on site prior to the granting of planning permission and building reg approval. All drawings are copyrights and may not be used in conjunction with other projects

CDM REG 2015

These drawings have been prepared on the understanding that work will not commence on site prior to the granting of planning permission and building Reg approval. At this point the designers work is complete; hence the designer of this drawing will not be acting as the principle designer in terms of health and safety. Under the new regulations, both the client and the building contractor will have health and safety responsibilities and will need to prepare a construction phase plan for the scheme. the construction phase plan for the scheme should include risk assessment and method statements for elements of the works such as excavations, buried services, risk of electrocution, working at height, lifting and handling, etc. should you require guidance, please see HSE website.

Rev	Description	Date

STATUS

PURPOSE OF ISSUE
PLANNING

INNOVATIVE DESIGN SOLUTION

For Enquiries:-

Khuram - 07878975415
Anzar - 07495282331
Email - ak.ids@hotmail.com

PROJECT
38, WOODLANDS LANE, DE22 5JU

TITLE
EXISTING DRAWING

CLIENT
MR. CHRISTOPHER HARDWICK

DRAWN BY	CHECKED BY	DATE
AM	Checker	21/06/2020

SCALE (@ A1)	PROJECT NUMBER
As indicated	0331

DRAWING NUMBER	REV
A100	