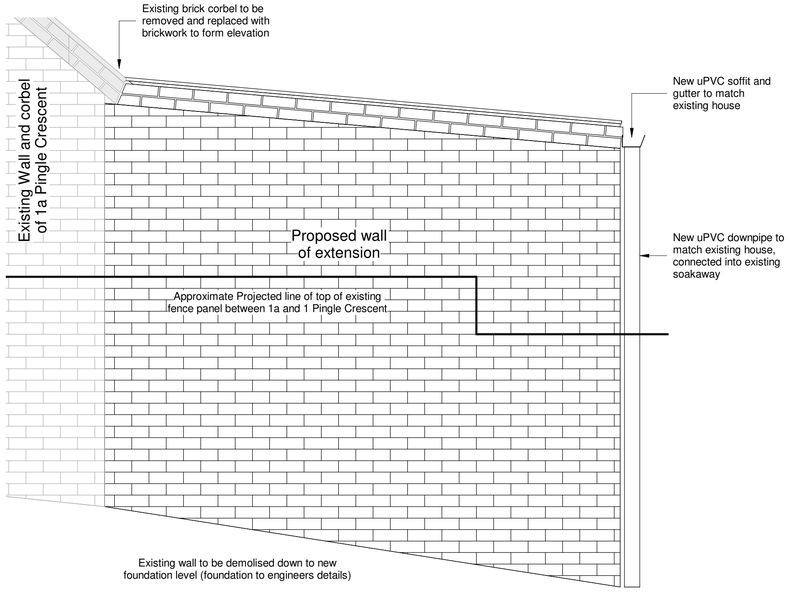

1 Elevation 1-1
1 : 20

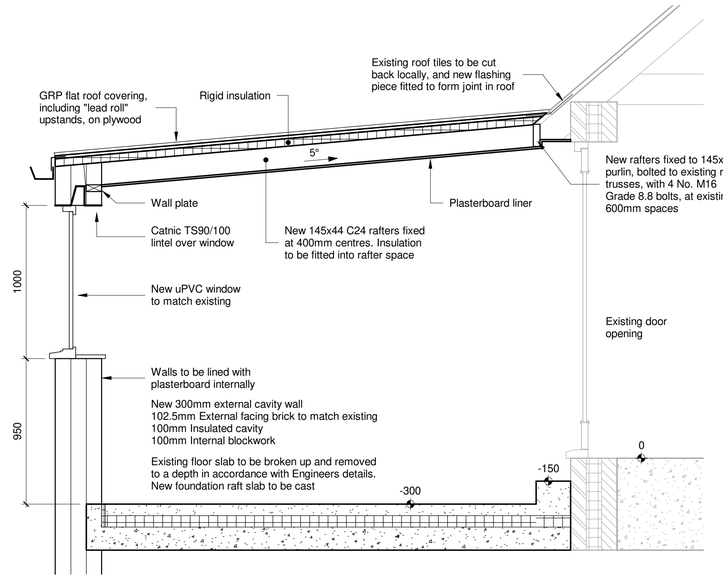

2 Section through
1 : 20

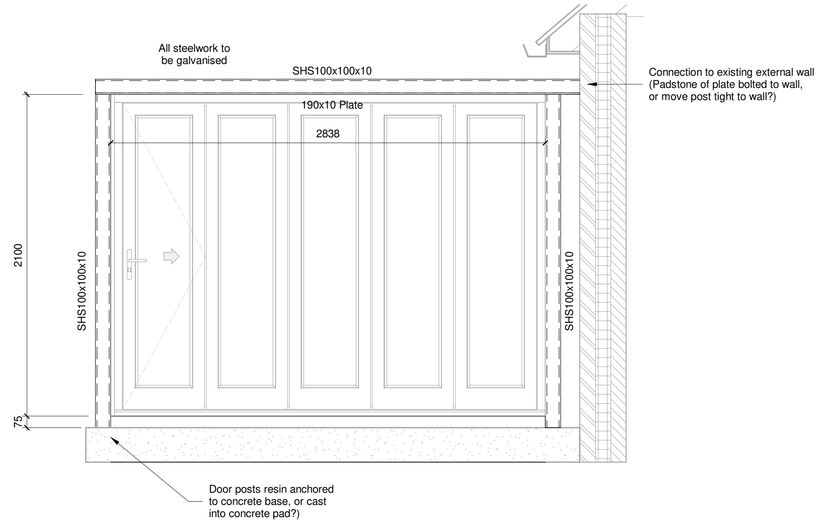

3 Elevation on new door
1 : 20



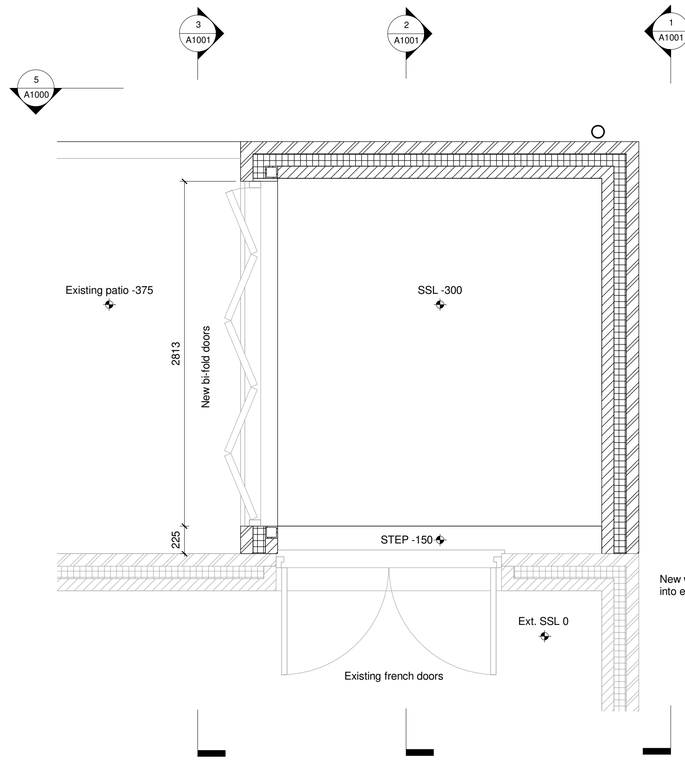

PL Plan on Extension
1 : 25

© 2020

GENERAL NOTES

1. DRAWING TO BE READ IN CONJUNCTION WITH ALL OTHER RELEVANT ENGINEERING & ARCHITECTURAL DRAWINGS AND SPECIFICATIONS. ANY CONFLICTS BETWEEN THIS DRAWING AND INFORMATION ELSEWHERE TO BE REPORTED TO THE ENGINEER AS SOON AS POSSIBLE

2. DO NOT SCALE FROM THIS DRAWING. IF THIS DRAWING HAS BEEN RECEIVED ELECTRONICALLY IT IS THE RESPONSIBILITY OF THE RECIPIENT TO PRINT THE DRAWING TO THE CORRECT SCALE.

3. ALL DIMENSIONS ARE IN MILLIMETRES UNLESS STATED OTHERWISE. CONTRACTOR TO CHECK ALL DIMENSIONS ON SITE PRIOR TO CONSTRUCTION.

4. TEMPORARY WORKS INDICATED OR IMPLIED AS PART OF THE PROJECT SHALL BE THE RESPONSIBILITY OF THE CONTRACTOR, UNLESS NOTED OTHERWISE.

Rev.	By.	Checked	Description	Date
P01	HW	HW	First Issue	04.05.21

Client
Mr & Mrs Walker

Project
1a Pingle Cresent Belper

Title
PROPOSED NEW EXTENSION - DETAILS

Scale	Size	Drawn	Checked
As indicated	A1	HW	HW

Drawing Status
PLANNING APPROVAL

Drawing No.
A1001

Revision
P01