

FRONT ELEVATION

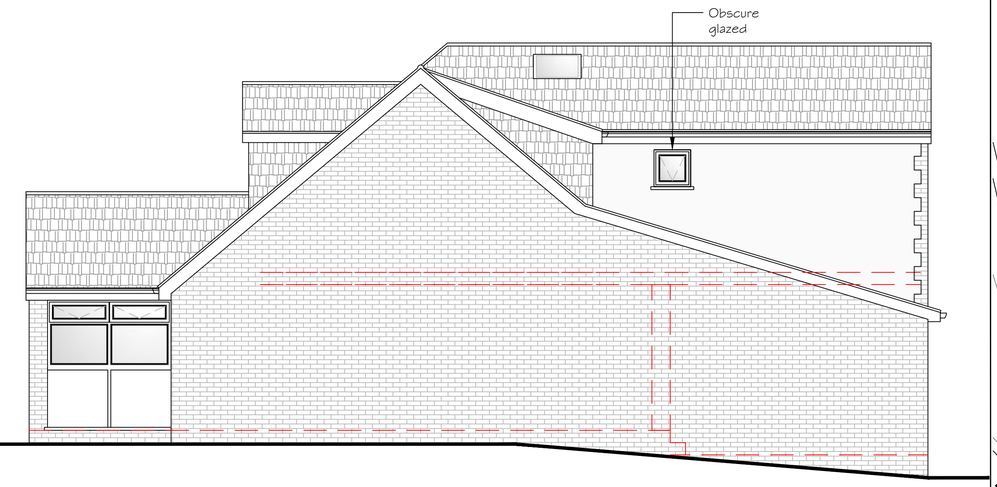

SIDE A ELEVATION



REAR ELEVATION

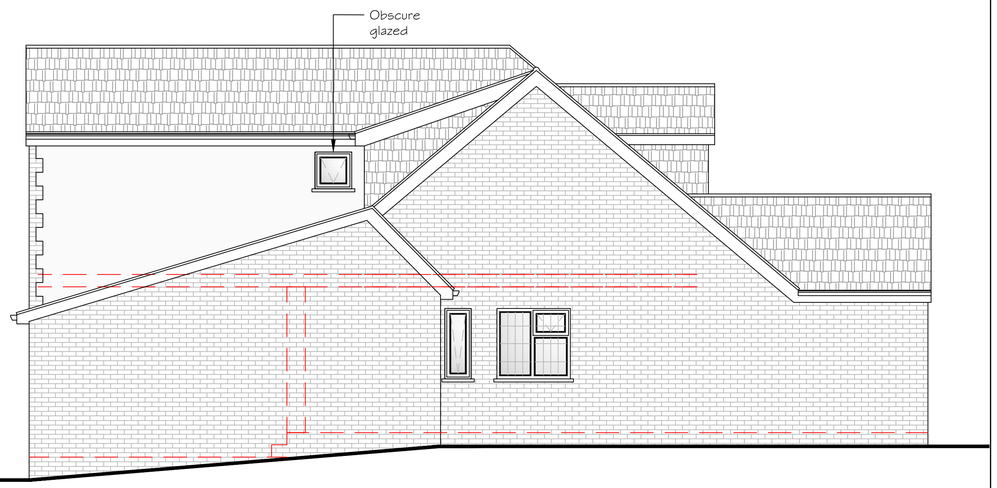

SIDE B ELEVATION

0 1 2 3 4 5 m

© Crown copyright and database rights 2015 Ordnance Survey 100030649

GENERAL NOTES

Whilst every care has been taken to ensure accuracy, no responsibility will be accepted for any errors contained in this drawing and it should not be relied upon for ordering of any materials.
All details and dimensions must be checked on-site before any building work or material ordering.
This drawing is copyright the property of the Client. All dimensions to be checked on site before proceeding.
Contractor to check and adjust dimensions of new work to suit existing conditions.
Do not assume existing structure or details are plumb, square or level.
Contractor must notify the Agent of any discrepancies before proceeding.

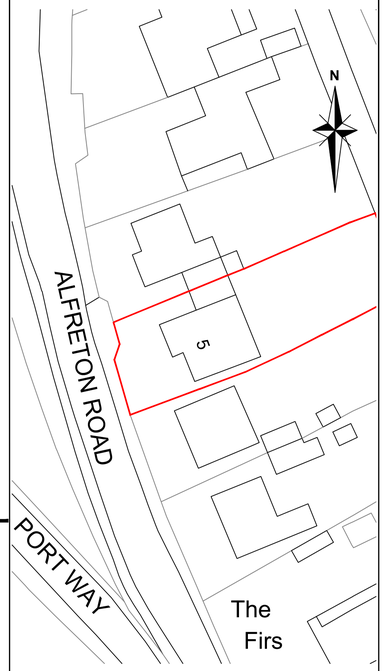

Block Plan
Scale 1:500

Rev	By	Chk	App	Date	Description
F	ZS			21/05/04	Amended to Clients comments
E	ZS			21/04/28	Amended to Clients comments
D	ZS			21/04/26	Amended to Clients comments
C	ZS			21/04/21	Amended to Clients comments
B	ZS			21/04/19	Amended to Clients comments
A	ZS			21/04/07	Amended to Clients comments

EDS
EXTENSION DRAWING SERVICES

EDS
Kings Chambers, 34 Queen Street,
Derby, DE1 3DS
Tel + 01332 989189
Email info@edsderby.co.uk
Web www.edsderby.co.uk

Project

Andy Fairey
5 Alfreton Road, Coxbench,
DE21 5BB.

Drawing

Proposed General Arrangement
Sheet 3

Drawn by		Date:	
Designed by	SF	Date:	
Checked by		Date:	
Approved by		Date:	

Drawing No. EDS - 0736 - 06
Revision F

Drawing Scale: 1:50
Sheet size A1

DO NOT SCALE FROM DRAWING