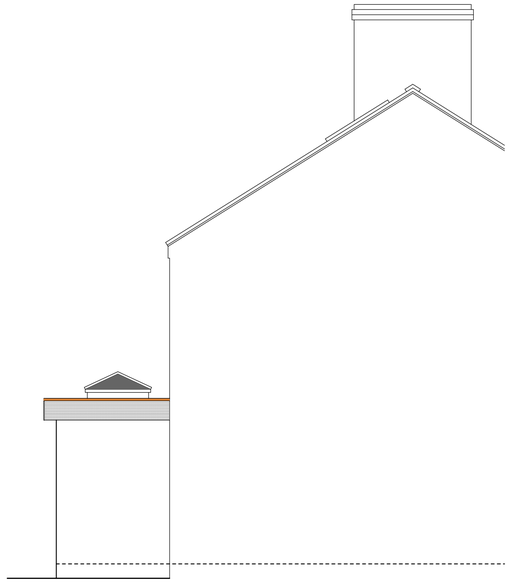

proposed side elevation 1:50

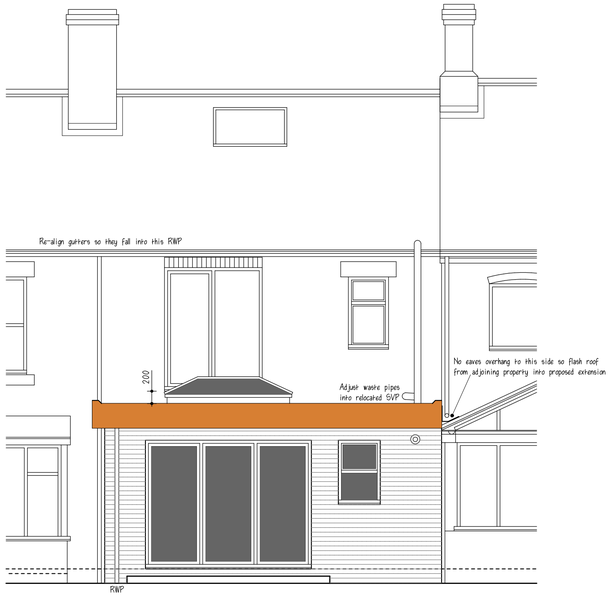

proposed rear elevation 1:50

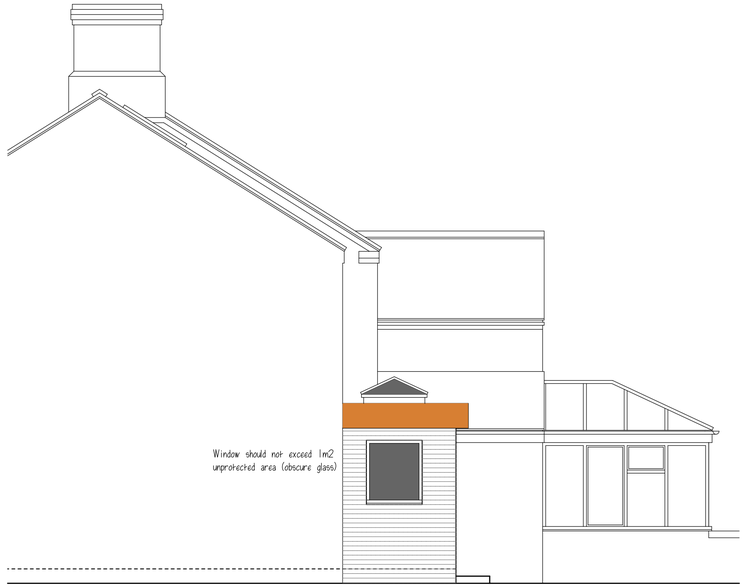

proposed side elevation 1:50

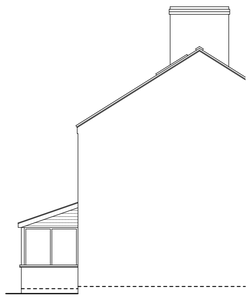

existing side elevation 1:100



existing rear elevation 1:100

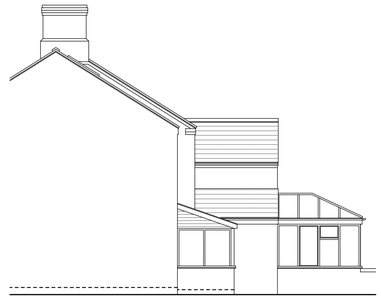

existing side elevation 1:100

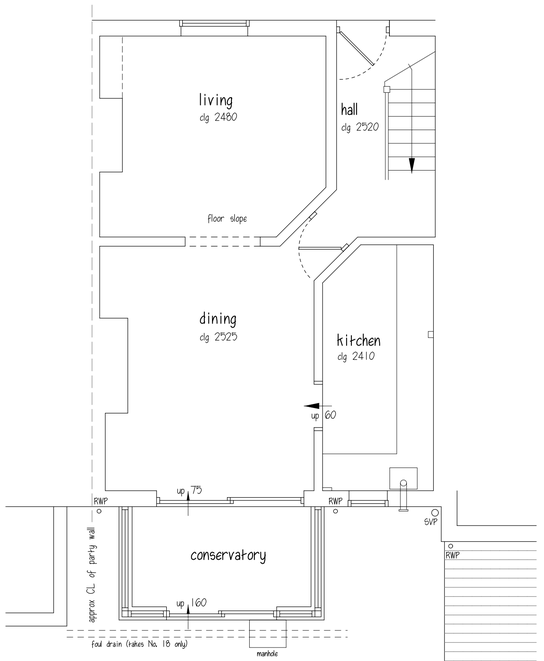

existing ground floor plan 1:50

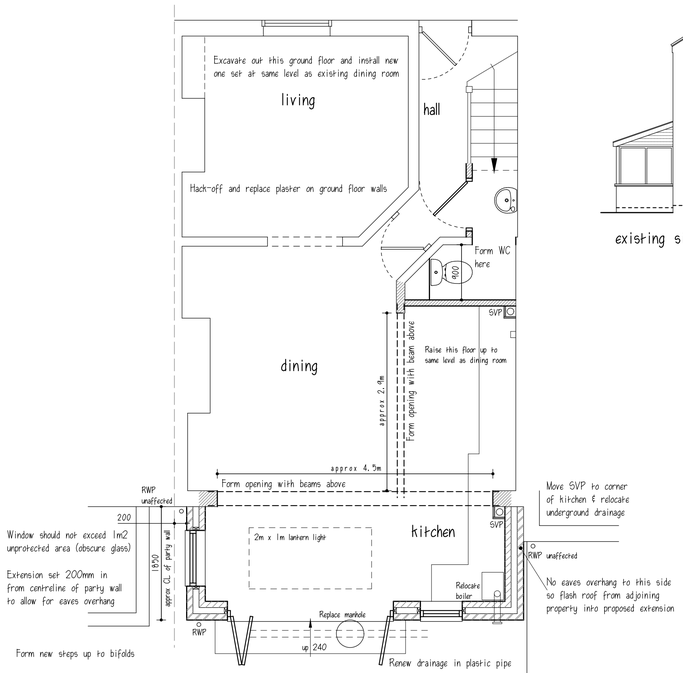

proposed ground floor plan 1:50

proposed external materials

- fibreglass flat roof with lantern light above
- oak effect upvc soffits & fascia boards
- matching red/orange facing brick
- oak effect upvc windows & bifold doors



Ordnance Survey (c) Crown Copyright 2021. All rights reserved. Licence Number 100022432

site location plan 1:1250

0m 20m 50m

REVISIONS		DATE
A	Amended following client meeting	10/05/21

CLIENT MR. A. MYERS & MS. S. ANNABLE

ADDRESS 18 DERBY ROAD - AMBERGATE

PROJECT PROPOSED EXTENSION & ALTERATIONS

DRAWING SURVEY & SCHEME DESIGN

SCALE 1:50 / 1:100 / 1:1250

DATE MARCH 2021

DWG No. PA/21-011 SK 81 01 A

PILKINGTON ARCHITECTURE

29A STRETTEA LANE
HIGHAM
ALFRETON
DERBYSHIRE
DE55 6EJ

Tel : 01773 843333
jon@pilkington-architecture.co.uk

This drawing is copyright
Contractors must check all dimensions on site, working only from grid & figure dimensions.
Discrepancies must be reported to the designer before work is done.