NOTES:
Copyright of this drawing belongs to Claremont Building Design and no part may be reproduced or utilised in any way whatsoever without prior written consent.
Figured dimensions shall be taken in preference to scaled dimensions and any discrepancies or errors are to be referred to the designer.
Contractor, sub-contractor and suppliers must verify all dimensions on site before commencing work or making any fabrication drawings.
All elements such as structural walls, beams etc are to be checked on site for suitability prior to works undertaken.
All drawings to be read in conjunction with each other and all notes / building regulation specification, energy calculations, structural calculations / design and other professional / consultation documents associated with the project.

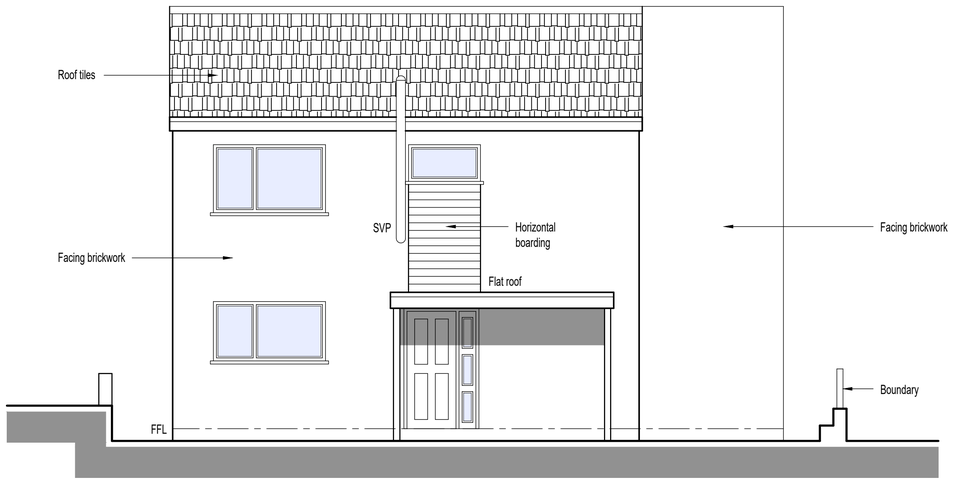

FRONT ELEVATION

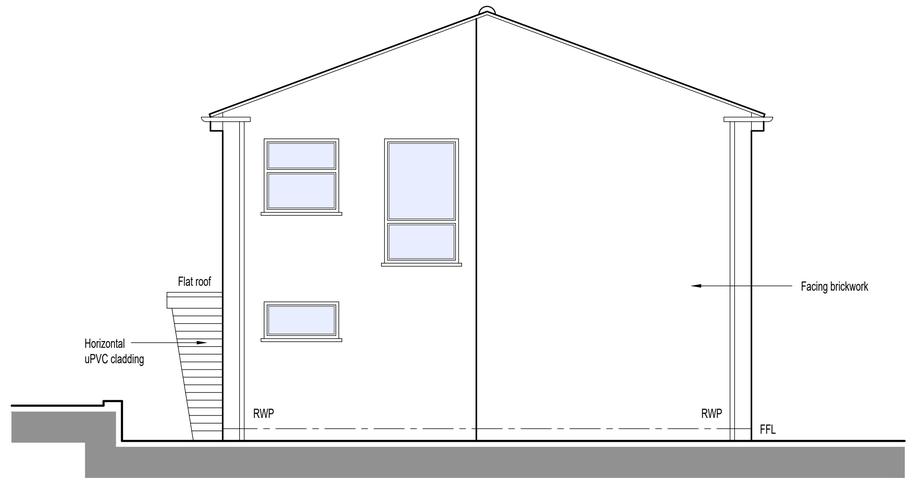

SIDE ELEVATION

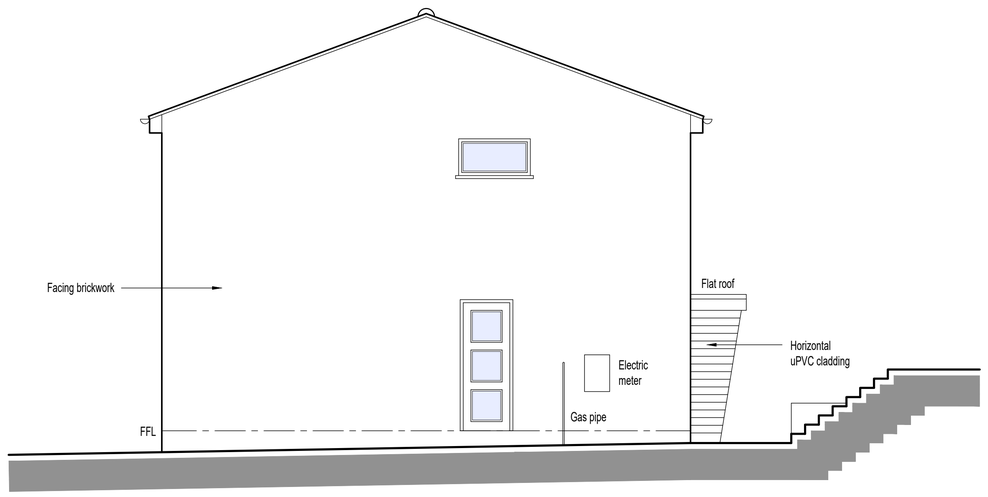

SIDE ELEVATION

REV:	DATE:	DESCRIPTION:	BY:

Claremont BUILDING DESIGN

PROJECT:
DOUBLE STOREY EXTENSION

DRAWING TITLE:
EXISTING ELEVATIONS

PROJECT ADDRESS:
9 LODGE DRIVE
BELPER
DE56 2TP

CLIENT:
Mr and Mrs Reynolds

DATE: April 2021 SCALE: 1:50 FORMAT: A1

DRAWN: CF
CHECKED:
APPROVED:

DRG NO: 2123 / 02
2021 ©
This drawing is copyright of Claremont Building Design & cannot be reproduced without written consent

REVISION:

Actual Size
0 10mm