DETAILING INTENT

20.02 3 TAYLOR'S YARD

Crich, Derbyshire, DE4 5DD

AVA/2020/0978

April 2020, Drawn AG, Checked PC

CE+CA

Chiles Evans + Care Architects
24 Byron Road
Sheffield
S7 1RY
T. 0114 4491384
E. info@cecastudio.co.uk
W. www.cecastudio.co.uk

HIDDEN GUTTER

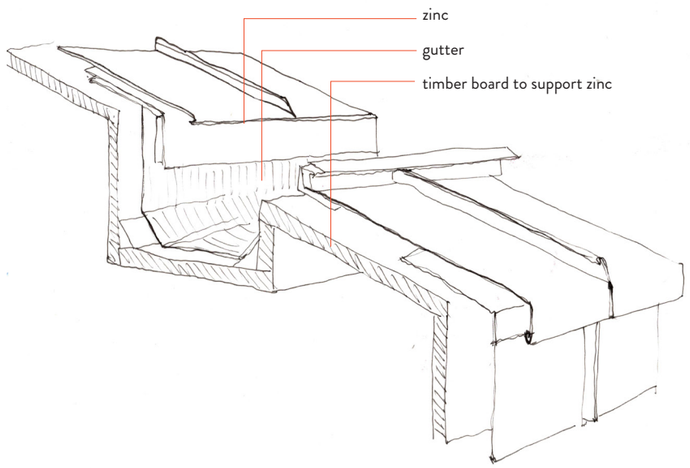

Sketch showing hidden gutter intention





RIDGE DETAIL

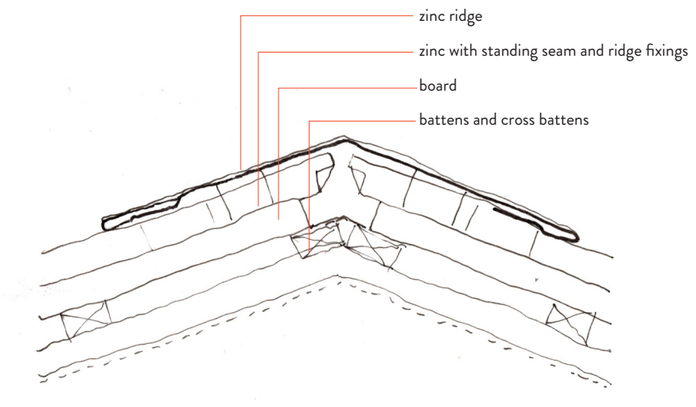

Sketch showing ridge intention

Image credit VMZinc





WINDOW DETAIL

Zinc seam to be aligned with window jamb.

Image credit VMZinc



ROOFLIGHTS

NB: This drawing is for planning purposes only and sets out a design intent for the detailing of the rooflight. Final details will be decided with roofer once appointed.

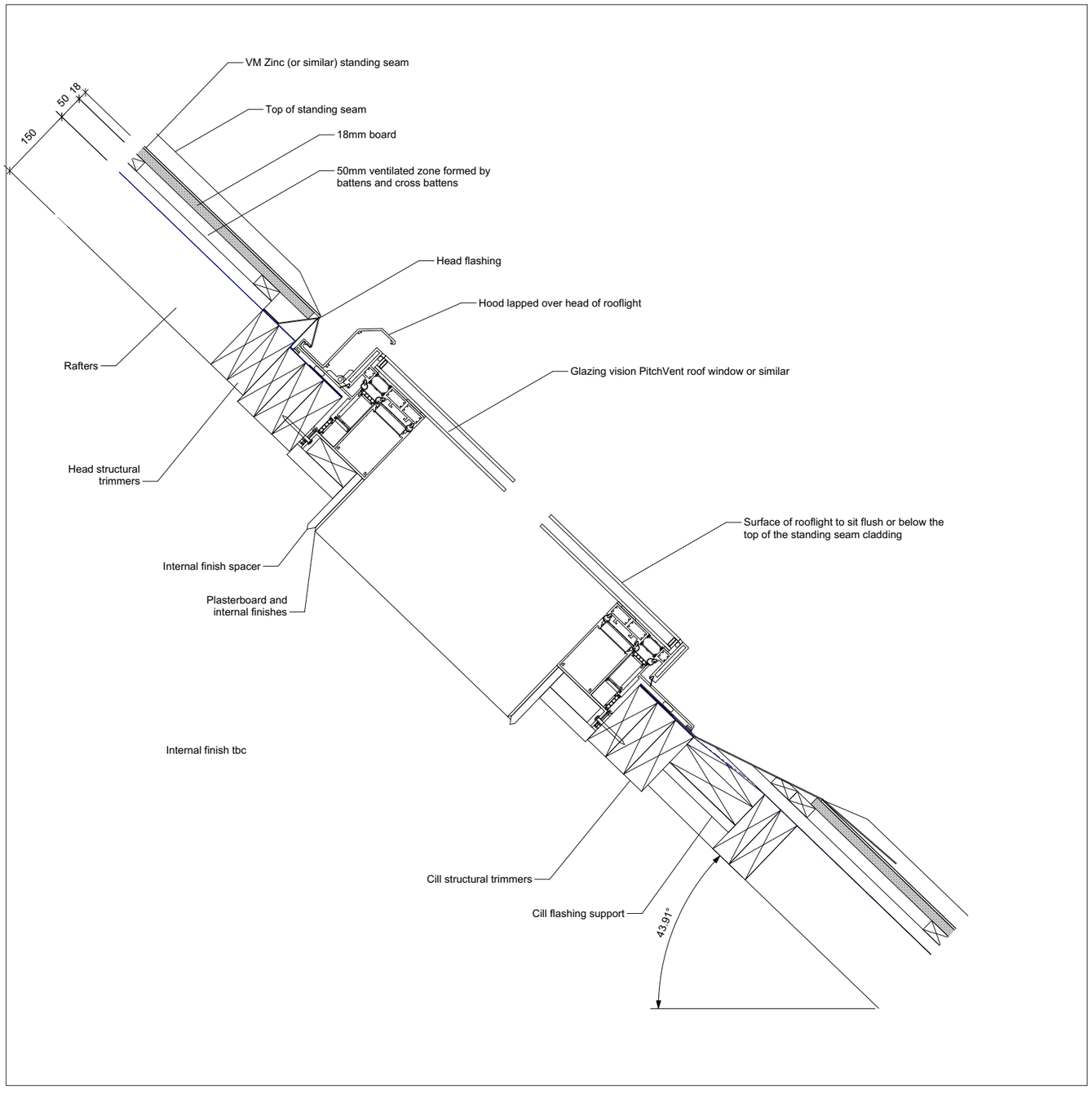

Design intention sketch, roof light integration

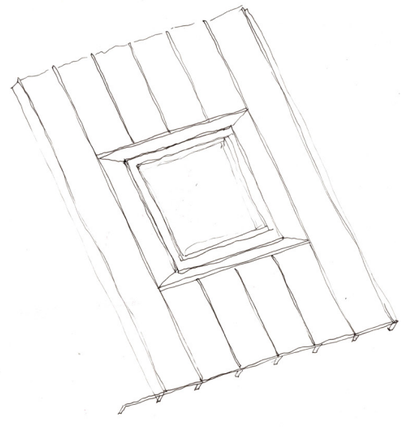

SOLAR PANELS

Option 1: Ideally we would integrate the PV Solar panels using the product below. These ‘mats’ would fit in-between the standing seams directly on to the zinc cladding at 2mm thick. This would minimise the impact from ground level. Supplier would be BiPVc or similar.



Option 2: our design intention regarding the integration of solar panels in to the roof will be to take a similar approach to the roof lights. The solar panels will sit flush with or below the top of the standing seam cladding.

