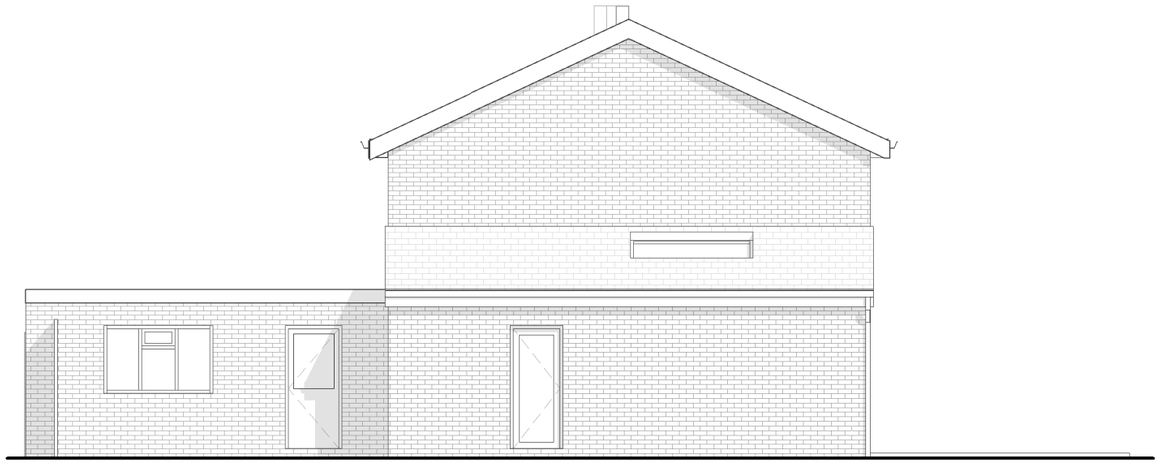

Proposed North West Elevation Scale 1 : 100

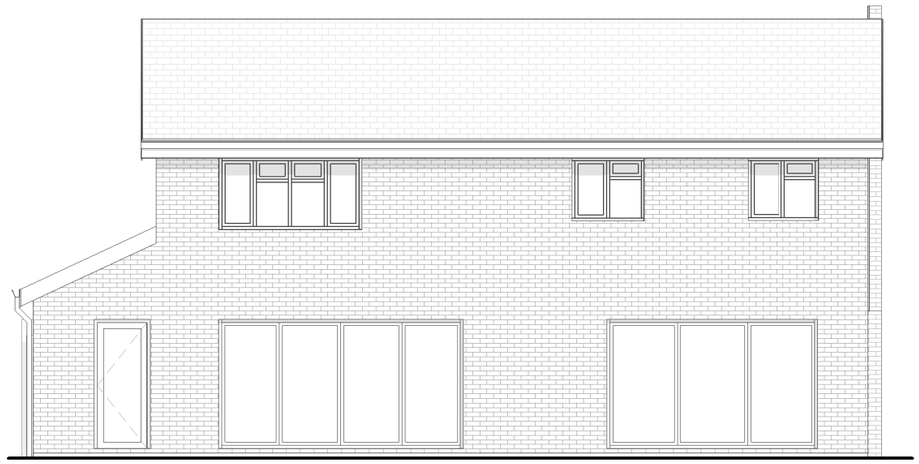

Proposed South West Elevation Scale 1 : 100

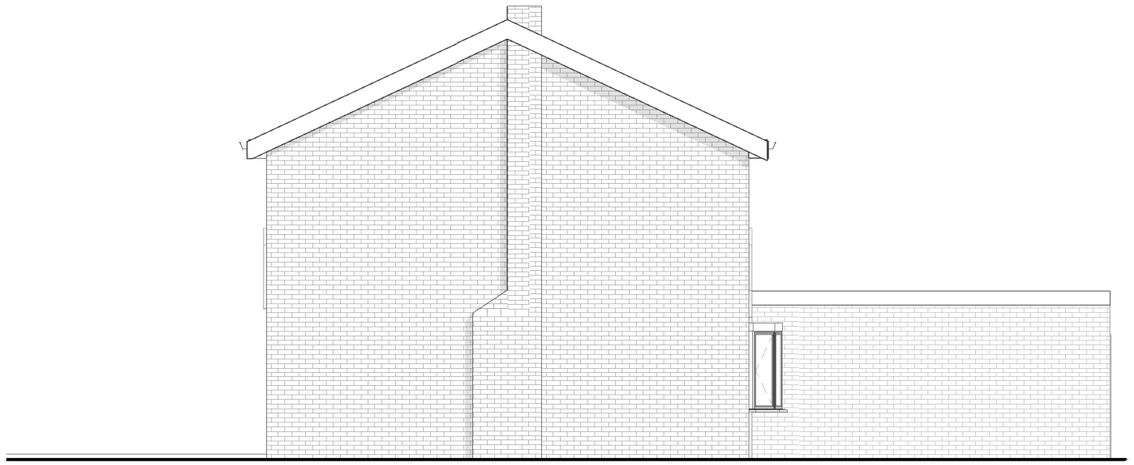

Proposed South East Elevation Scale 1 : 100



Proposed North East Elevation Scale 1 : 100

DO NOT SCALE OFF THIS DRAWING UNLESS USING THE CORRECT PAGE SIZE AND SCALE, AS STATED BELOW.

THIS DRAWING IS BASED ON DIMENSIONAL SURVEY INFORMATION PROVIDED BY OTHERS. THE ARCHITECT CANNOT ACCEPT RESPONSIBILITY FOR THE ACCURACY OF THIS SURVEY INFORMATION

ALL DIMENSIONS ARE SHOWN IN METRIC

THIS DRAWING REMAINS THE COPYRIGHT OF SIMON FOOTE ARCHITECTS

CDM Regulations 2015

Denotes a significant Hazard or difficult to mange procedure. Please refer to 'Designer' Hazard Register for further information regarding mitigation of hazards.

CDM Requirements, require **all** projects to:

- Have workers with the right skills, knowledge, training and experience.
- Contractors providing appropriate supervision instruction and information.
- A written Construction Phase Plan.

NOTES

1. This information is issued for construction relevant only to the following package of information:
2. SFA
3. Check and confirm that the drawing is the most current issue/ revision.
4. Information noted 'in abeyance' or shown in an inverted cloud should not be used for construction.
5. This drawings is to be read in coniunction with the architectural specification.
6. This drawing is to be checked and any discrepancies highlighted to the designers immediately.
7. The drawing is to be read in conjunction with all relevant structural engineer's, Civil engineers and M&E consultants, specifications and reports. All non-architectural elements indicated on this drawing are for the purpose of design coorination only and not for construction.
8. All materials shall be fit for purposes fro which they are intended
9. the contractor shall take into account everything necessary for the proper execution of the works and to the satisfaction of he Local Authority Building Surveyor/ Approved Inspector/ Health and Safety Executive, whether or not indicated on the drawing or in the specification.

Rev	Note	Date

SIMON FOOTE ARCHITECTS

74 Friar Gate
Derby
DE1 1FN

t: 01332 209178
e: studio@sfarchitects.co.uk
w: www.sfarchitects.co.uk

Project	36 Chestnut Close, Duffield, DE56 4HD
Drawing Title	Proposed Elevations

Scale	Drawn By	Checked By
1 : 100	JH	--
Sheet A3		

Date	Job No.	Drawing No.	Revision
Mar 21	20-691	P02	