S.G ARCHITECTURAL DESIGN
Tel: 07817034426. sgarchitecturaldesign@gmail.com.
www.sgarchitecturaldesign.com

MOSCOW MILL HOUSE

10 - PROPOSED ELEVATIONS

SG PROJECT NO	PAPER SIZE	DRAWN BY
190	A2	SG
REVISION	SCALES	
PLANNING	1:50	

Drawing measurements shall not be obtained by scaling. Verify all dimensions prior to construction. Immediately report any discrepancies on this document to SG ARCHITECTURAL DESIGN.

REV.	DESCRIPTION	DATE	BY	CHKD
P1	FIRST ISSUE	28-03-21	SG	SG
P2	SIDE GLAZING INCLUDED	30-03-21	SG	SG
P3	revision as per conservation officer concerns	15-07-21	SG	SG

External Materials

A 'lightweight' solution with Timber cladding has been applied instead of stone.

Siberian Larch or a very similar timber to match the existing is adopted with a vertical paneling effect, with staggered joints as shown.

This will echo that off the hit-and-miss vertical boarding to the agricultural building and will also reduce any impact to the prominent stone boundary walls.

The Larch which will weather down well that will match the Barn.

The finish to the timber will be natural with no staining.

Glazing

As suggested by the conservation officer, we re-visited the glazed end wall, with its single panel return to the remaining open part of the barn.

The suggestion has been raised to install concealment hit and miss.

We have assessed and ran over the suggestions, but we really need the glazing is to remain as the original drawings for this to be fit for purpose.
This is for numerous reasons which we hope you will consider in new light, as the updated elevation drawings show the staggered cladding and amended fascia and definitely creates a different feel.

- Whilst a very interesting solution which i will definitely take note off for other heritage projects, The Paneling in this instance over the windows / doors (as suggested by the heritage consultant) has been considered practical for the suggested purposed of office / gym.

- Whilst this will be suitable on larger developments, where direct secondary light sources are available, this is not viable for this small proposal.

- The building is within a building and does not require listed building consent (as per planner).

- As the building is within a building, the only direct light into the office / gym is on the open face of the barn (eastern).

The applicants business will be partly run from the work at home office space once this is created.

- This space is critical for future proofing their businesses as the COVID-19 pandemic has severely impacted day to day running. The office space has to be fit for purpose.
- This solution is always preferred over standalone mobile solutions that would just not sit very well in the surroundings.

- The front elevation is east facing and within the use as an office / gym - this natural light is critical
- The corner window is to allow the light in as the sunlight moved into the southern position.

- Past midday the elevation is question will be in full shade.

Having timber concealment will in essence create a large dark box.

Installing strip paneling would create an excessively dark room in essence, with random shading imparted off the slats / panels - during the early hours in the day.

This is just not suitable for running a business office space.

Creating a bright space is key to ensure the usability and ensure mental health whilst working is upheld.

Sitting in a dark shaded room is not the intention and has been proven to be very detrimental in work place mental health.

The alterations in the cladding and reducing the fascia down has certainly played down the glazing somewhat anyway. As there is more volume of timber panelling instead of the fascia.

The recommendation for altering the fascia for me has made a huge impact. Again I will take note of this in additional heritage projects.

Roof/Wall Junction Edge

The deep fascia following the roof slope was a prominent feature. As mentioned above, we completely agree that this should be altered.

- Together with the cladding a reduced trim to approx 150mm in a matching timber to the paneling will reduce the prominence significantly.

Internal

Whilst we briefly assessed the internal cladding also, its clear that the internals will have to be a standard plasterboard finish on the blockwork.
- The excessive cost was astronomical and impractical first fix solutions of surface fixed conduit / sockets to comply with Part P electrics was just another factor.

- The internals will only be seen by the owners.



example of Siberian larch fully weathered



example of larch fully weathered



fully weathered cladding on the existing barn

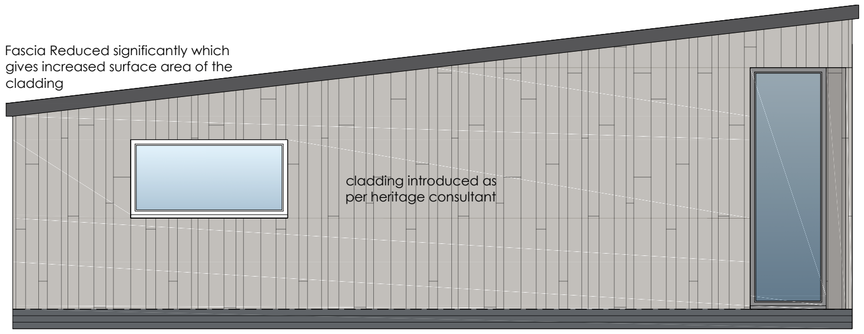

Elevation 4

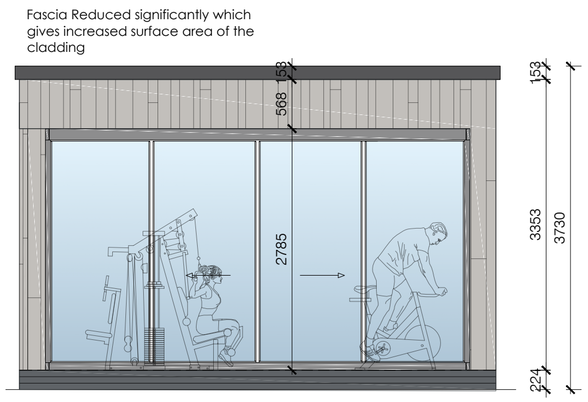

Datum 56.00m

Elevation 1

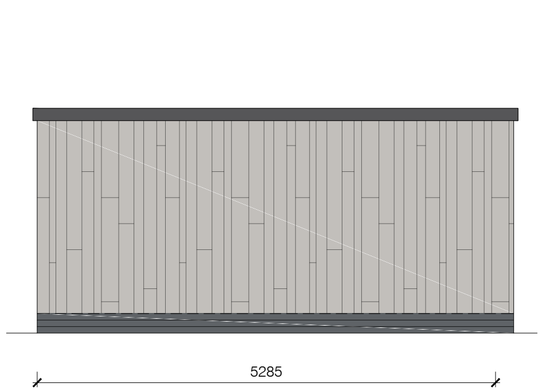

Elevation 3

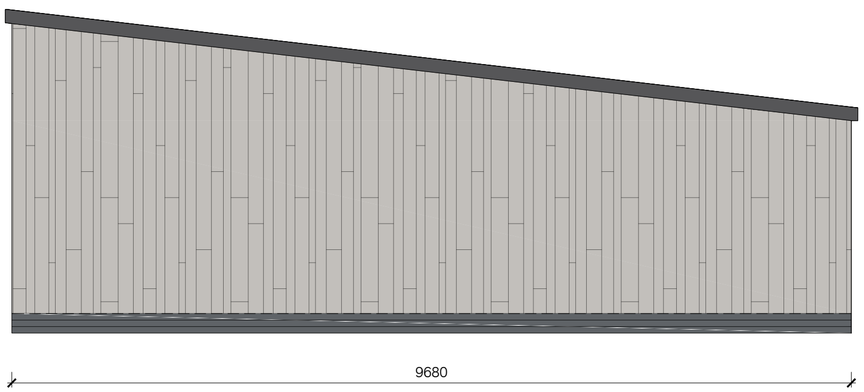

Datum 56.00m

Elevation 2

Scale 1:50

0 1 2 3 4 5