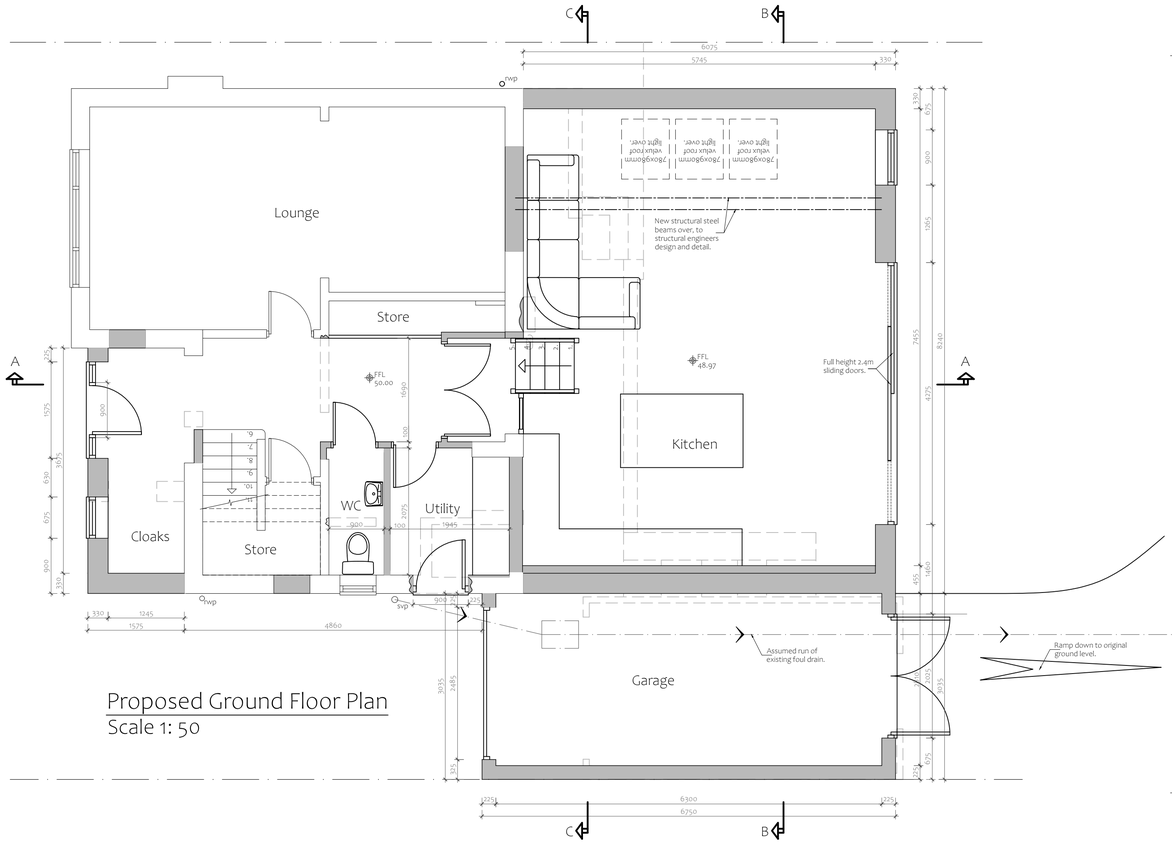

Proposed Ground Floor Plan
Scale 1: 50

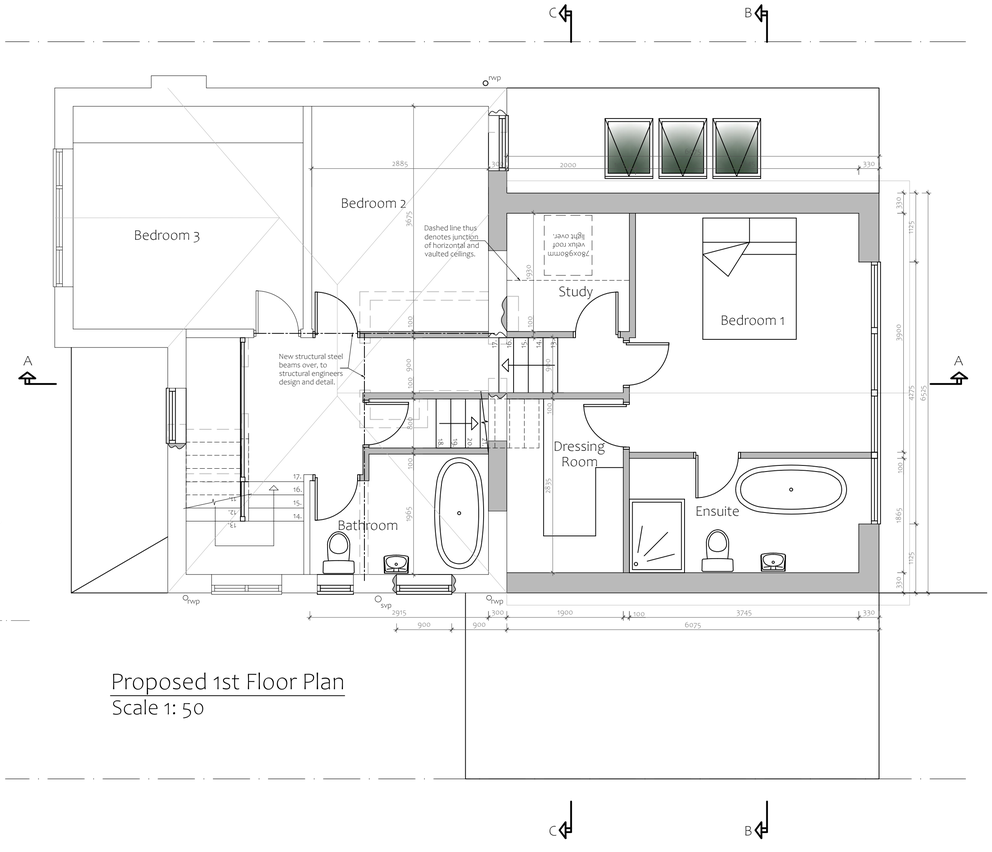

Proposed 1st Floor Plan
Scale 1: 50



Proposed Side Elevation
Scale 1: 100 (South East)

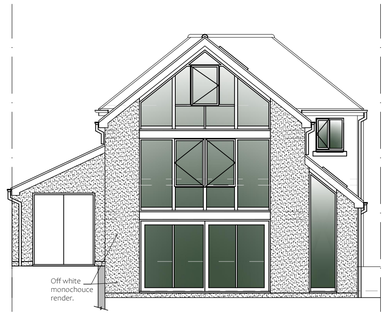

Proposed Rear Elevation
Scale 1: 100 (North East)



Proposed Side Elevation Section
Scale 1: 100 (North West)



Proposed Front Elevation
Scale 1: 100 (South West)

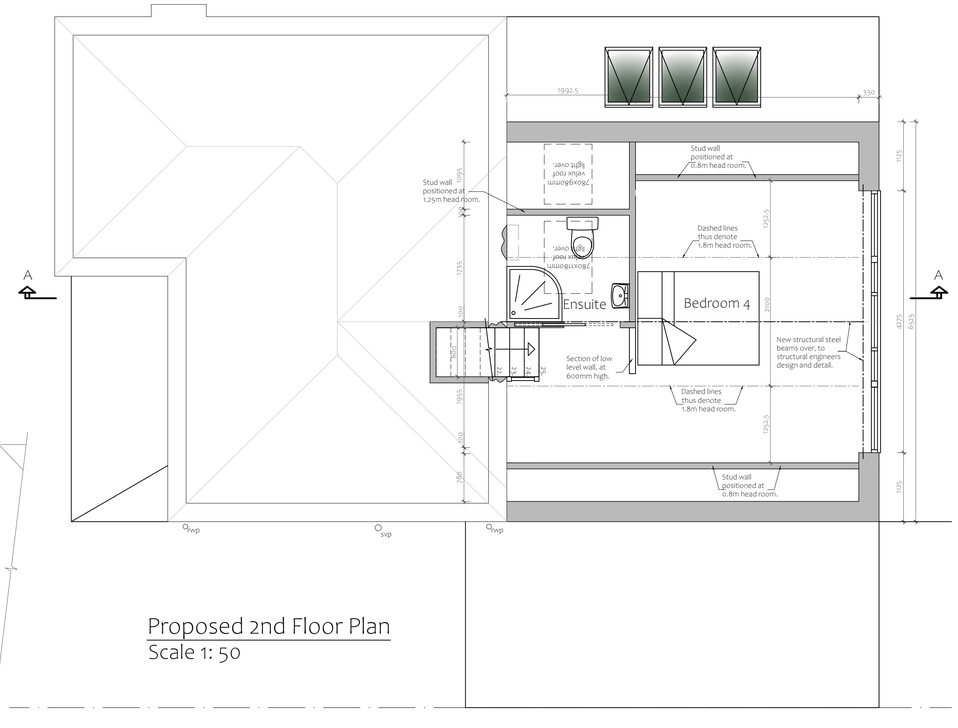

Proposed 2nd Floor Plan
Scale 1: 50

DO NOT SCALE:
From this drawing all dimensions are in millimetres unless otherwise stated any discrepancies are to be reported to Lacey & Owen Architectural Services Ltd.

RELEVANT DRAWINGS:
This drawing is to be read in conjunction with all other relevant drawings and details

DRAWING COPYRIGHT:
This drawing and all other relevant drawings is the property of Lacey & Owen Architectural Services Ltd. and should not be copied or altered in any way without prior consent

PLANNING ISSUE

Rev	By	Date	Details
B	MO	11/08/21	Planning Issue
A	MO	09/08/21	Scheme revised following client meet

PROPOSED
2.5 Storey rear Extension and single storey front extension.

LOCATION
15 Woodside
Morley
Ilkeston
DE7 6DG

CLIENT
Thomas Harden & Alison Lomas

DRAWING TITLE
Details as Proposed

DRAWN BY	DATE	DWG.No	REV
MO	July 2021	KJ3281/02	B

SCALES @ A1: 1:50, 1:100

139 Bath Street
Ilkeston
Derbyshire
DE7 8AS

LACEY & OWEN
ARCHITECTURAL SERVICES LTD

T: 0115 944 5138
E: enquiry@laceyandowen.co.uk
www.laceyandowen.co.uk

CIAT
REGISTERED PRACTICE