NOTES:
Copyright of this drawing belongs to Architectural Building Design Services (ABDS) and no part may be reproduced or utilised in any way whatsoever without prior written consent of ABDS.
Figured dimensions shall be taken in preference to scaled dimensions and any discrepancies or errors are to be referred to the designer.
Contractor, sub-contractor and suppliers must verify all dimensions on site before commencing work or making any fabrication drawings.
All elements such as structural walls, beams etc are to be checked on site for suitability prior to works undertaken.
All drawings to be read in conjunction with each other and all notes / building regulation specification, energy calculations, structural calculations / design and other professional / consultation documents associated with the project.

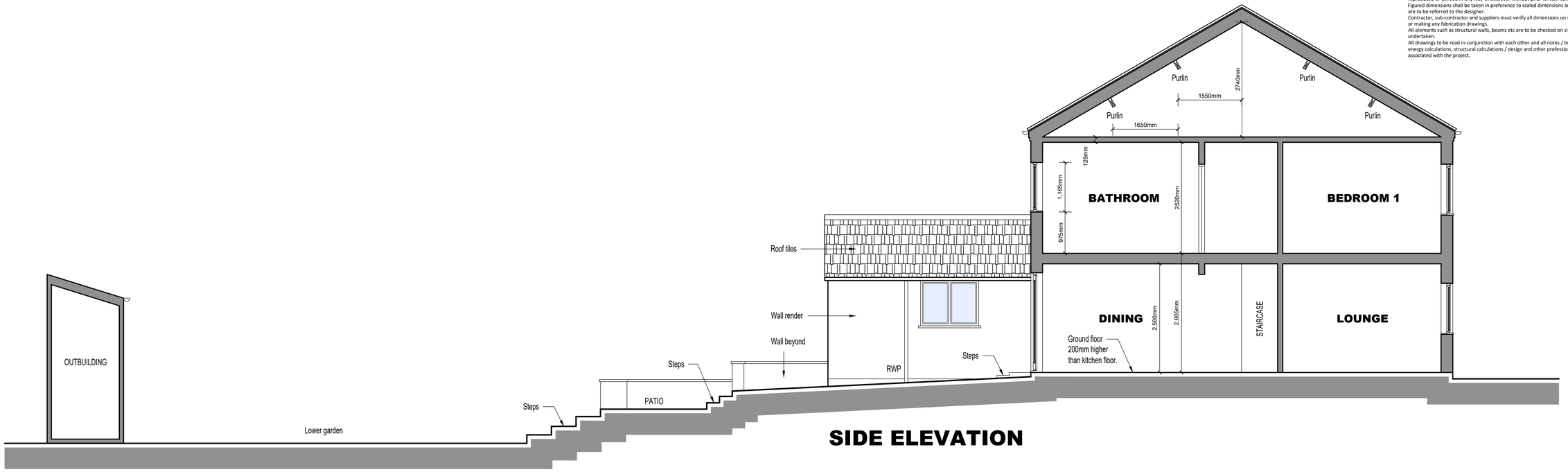

SIDE ELEVATION

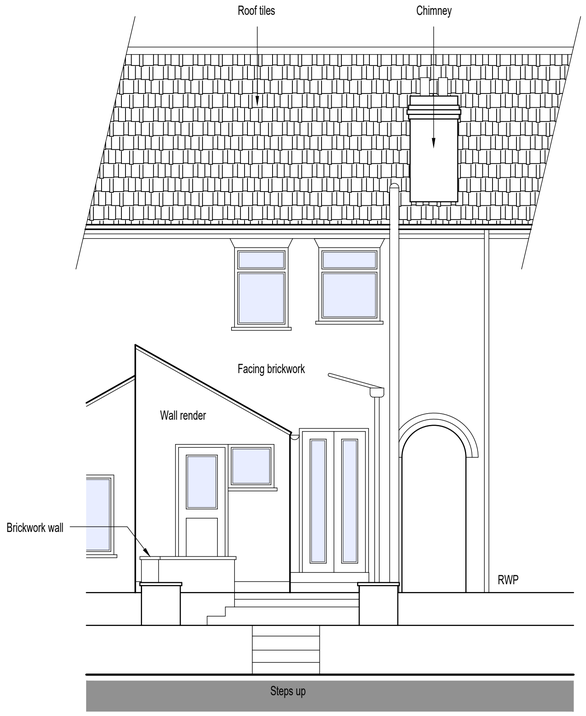

REAR ELEVATION

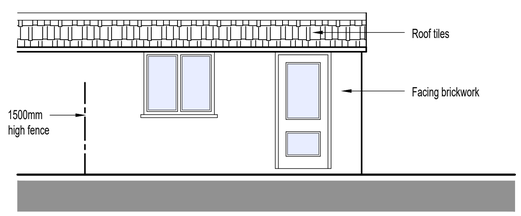

OUTBUILDING FRONT ELEVATION

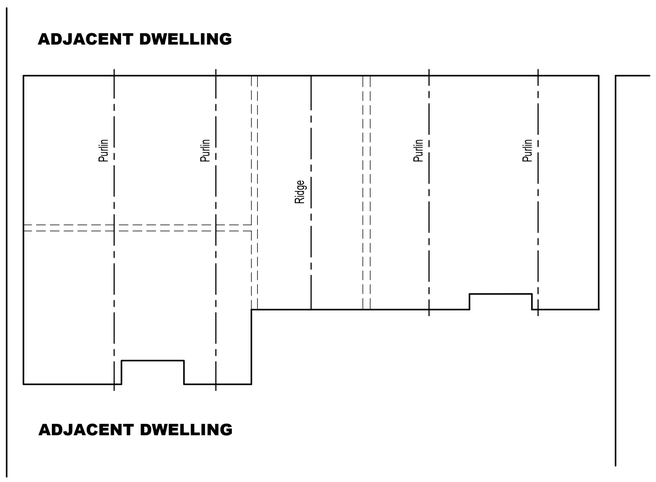

ATTIC PLAN

REV:	DATE:	DESCRIPTION:	BY:

ABDS
Architectural Building Design Services
9 Eagle Street, Heage. Belper. DE56 2AJ
Tel: 07773 899 597
E-mail: abds@abds.biz Web Site: www.abds.biz

PROJECT:
DWELLING IMPROVEMENTS

DRAWING TITLE:
EXISTING ELEVATIONS

PROJECT ADDRESS:
29 BRIDLE LANE
RIPLEY
DE5 3BL

CLIENT:
Mr R Hutton and Miss S Beet

DATE: May 2021 SCALE: 1:50 FORMAT: A1

DRAWN: CF
CHECKED:
APPROVED:

DRG NO: 2126 / 02 2021 ©
REVISION:

This drawing is copyright of Architectural Building Design Services & cannot be reproduced without written concent

Actual Size.
0 10mm