

SITE LOCATION PLAN AS PROPOSED - 1:1250



PART WEST ELEVATION FROM PADDOCK AS PROPOSED - 1:100

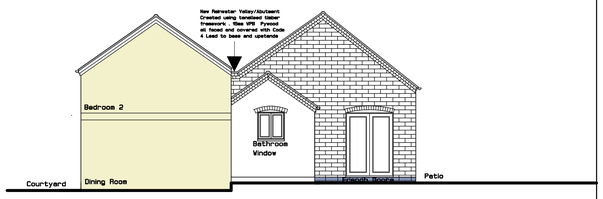

NORTH ELEVATION FROM PATIO/ORANGERY AS PROPOSED - 1:100

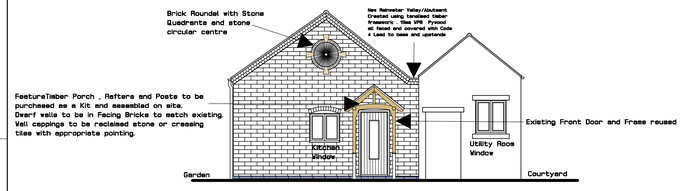

SOUTH ELEVATION FROM DRIVEWAY AS PROPOSED - 1:100

NOTES

Facing Bricks to be carefully selected to match existing . Mortar colour to match existing .

Dentil course at Eaves and Gable edges to be recreated precisely to match existing.

Shallow Brick Arches over Windows and Doors are to be recreated to match existing with Timber infill panel below.

Existing Window Frames , Front Door and Frame removed during demolition are to be carefully set aside for reincorporation into the completed extension.

Existing Roof Tiles , removed during demolition are to be carefully set aside for reuse and new tiles selected to match existing.

All new rainwater goods are to exactly match existing.

Roof Trusses to be as designed and quoted by Messrs DVB Timber Engineering of Boston Lincolnshire - Tel : 01205 362468 - Contact Lee Willicombe.

Refer to Drawings 03 , 04 , and 05 for other details and specifications.

Internal Finishes and Fixtures and Fittings are to be at the discretion and final decision of the Client.

Building Regulation Matters will be the responsibility of Messrs Midlands Building Control Limited of Nottingham - Tel : 0115 914 7626 - Contact Adrian Marshall.



BLOCK PLAN AS PROPOSED - 1:500

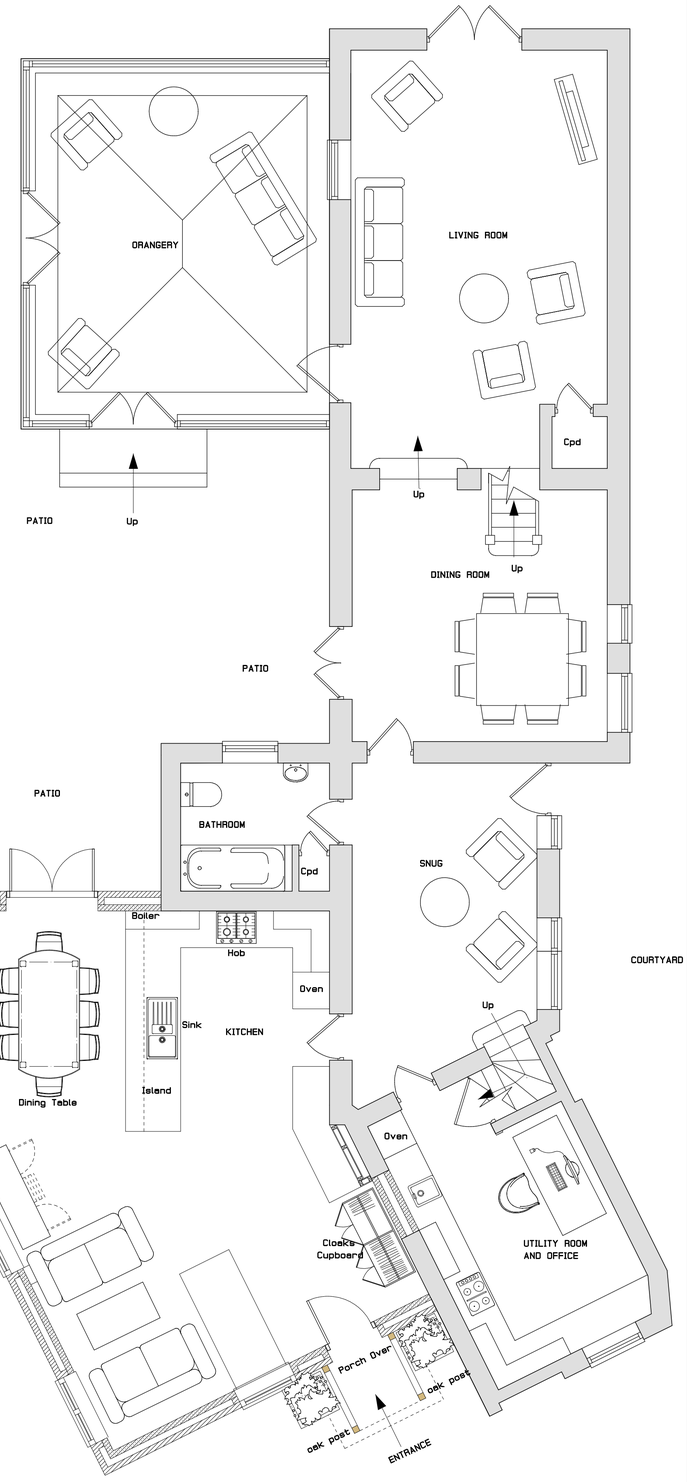

GROUND FLOOR PLAN AS PROPOSED - 1:50

Notes:

REV.	DATE	
D	02.10.21	South Elevation Altered
C	29.09.21	Site Plan Scales Changed
B	02.09.21	Notes&Dimensions Changed
A	07.05.21	Utility Layout Changed

Glover & Company Design

127 Lambley Lane
Burton Joyce
Nottinghamshire
NG14 5BN
Telephone: 07860 217887
Email: mail@gloverco.uk.com

Client Mr & Mrs D Booth

Job Title Church End Farm
212 Ashbourne Road
Turnditch
Derbyshire
DE56 2LH
Proposed Alterations and Extensions

Drawing Title Ground Flor Plan , External Elevations , Block Plan and Site Location Plan as Proposed.

No part of this drawing may be reproduced whatsoever without written permission of Glover & Company

Scale	Date	Drawn by
See Dwg	19.04.2021	JTHG

All dimensions to be checked on site before any work commences. Any discrepancies to be reported to the supervising officer.

Drawing No.	Rev.
20.17 / 04	D

© copyright.