

FRONT ELEVATION

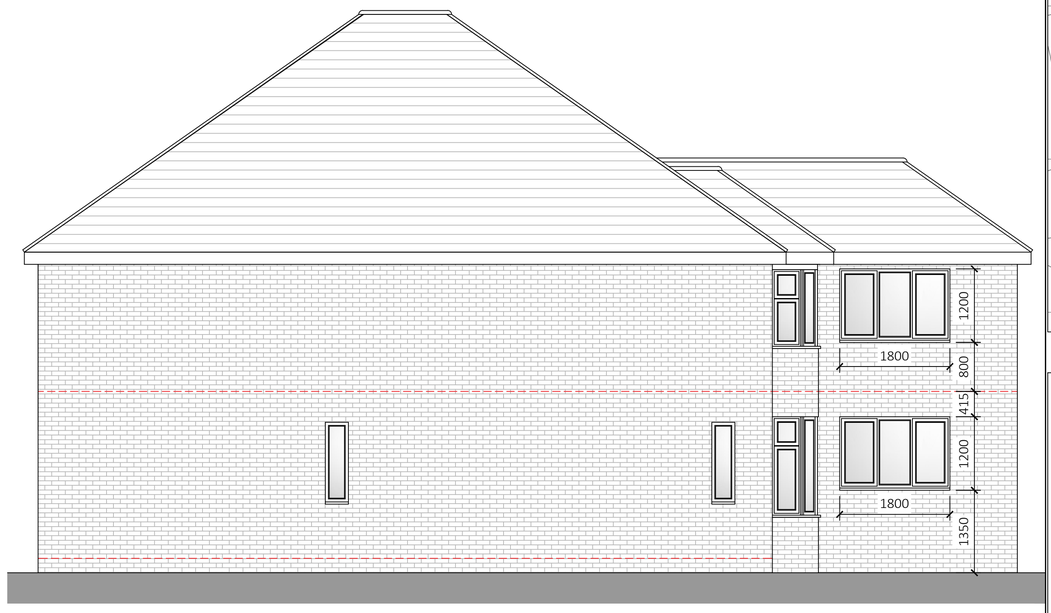

SIDE A ELEVATION



REAR ELEVATION



SIDE B ELEVATION

0 1 2 3 4 5 m

GENERAL NOTES

Whilst every care has been taken to ensure accuracy, no responsibility will be accepted for any errors contained in this drawing and it should not be relied upon for ordering of any materials.
All details and dimensions must be checked on-site before any building work or material ordering.
This drawing is copyright the property of the Client. All dimensions to be checked on site before proceeding.
Contractor to check and adjust dimensions of new work to suit existing conditions.
Do not assume existing structure or details are plumb, square or level.
Contractor must notify the Agent of any discrepancies before proceeding.

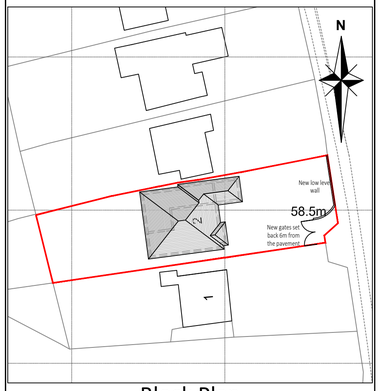

Block Plan

Scale 1:500

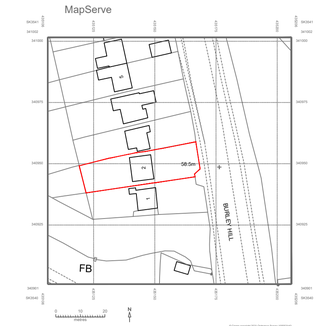

Location Plan

Scale 1:1250

Rev	By	Chk	App	Date	Description
Q	ST			29/10/2021	Bedroom window amended
P	ST			29/10/2021	Roof amended over bay
N	ST			22/10/2021	More dimensions added
M	ST			16/09/2021	Rear amended
L	ST			22/07/2021	Amended to clients comments
K	ST			15/07/2021	Amended to clients comments
J	ST			15/07/2021	Amended to clients comments

ST ARCHITECTURE & DESIGN

ST Architecture and Design Ltd
53 Howitt Street, Heanor,
Derbyshire, DE75 7AU.
Tel 07973 520281
Email info@starchitecture.co.uk
Web www.starchitecture.co.uk

Project

Sandeep Grewal
2 Burley Hill,
Derby, DE22 2ET

Drawing

Proposed Arrangement - Option B
Elevations

Drawn by	ST	Date: 21/04/2021
Designed by	ST	Date: 21/04/2021
Checked by		Date:
Approved by		Date:

Drawing No. STA_076_09

Revision Q

Drawing Scale: 1:50

Sheet size A1

DO NOT SCALE FROM DRAWING

© Crown copyright and database rights 2015 Ordnance Survey 100030649