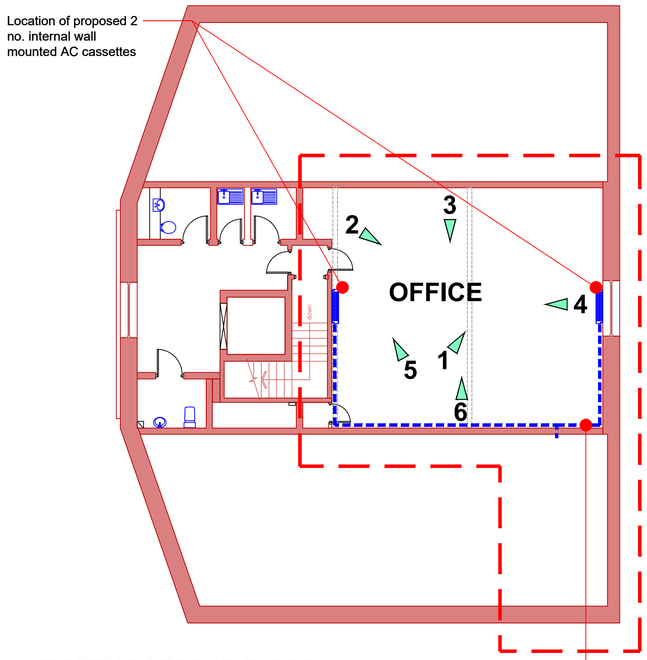

EXISTING SECOND FLOOR - GENERAL ARRANGEMENT
Scale 1:100

A/C pipework to penetrate wall from wall void above the 1st floor corridor and follow perimeter of office at high level to serve the 2 no. new AC cassettes.

As EXISTING Photos 1, 2, 3, 4 & 5 refer.


1


4


2


5

ALL PHOTOS ARE AS EXISTING


3


6



Location of proposed 1 no. external wall mounted AC condenser

SITE LOCATION PLAN -
Scale 1:500

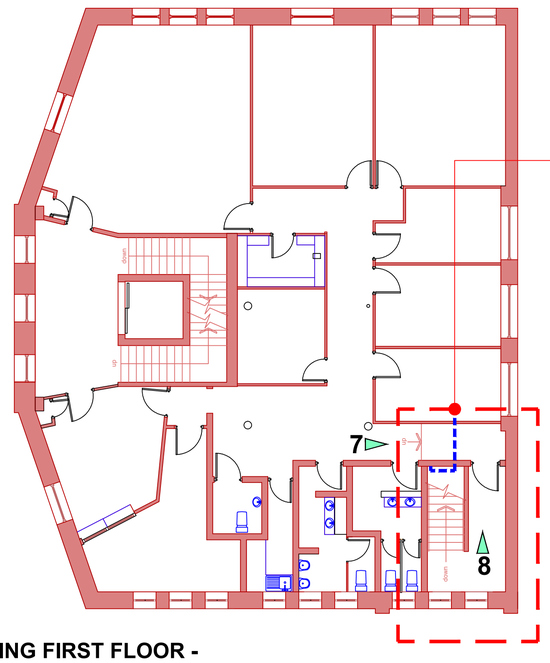

EXISTING FIRST FLOOR - GENERAL ARRANGEMENT
Scale 1:100

A/C pipework to penetrate wall from stairwell at high level traverse the void above the 1st floor corridor and penetrate office wall.

As EXISTING photos 7 & 8 refer.


7


8

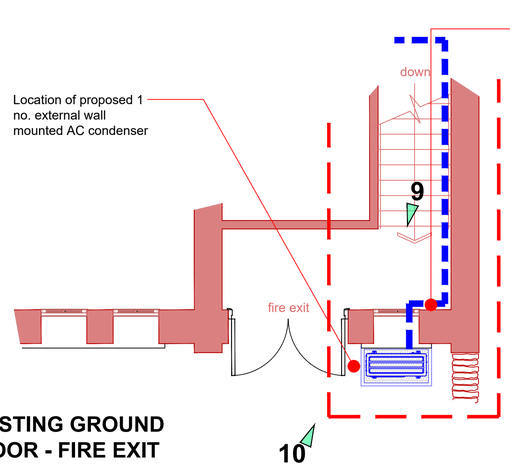

A/C pipe work to penetrate wall from void over 1st floor corridor and follow stairwell at high level down to the ground floor to penetrate through the wall under the window to the outside.

As EXISTING photos 9 & 10 refer.


9

EXISTING GROUND FLOOR - FIRE EXIT STAIR
Scale 1:50

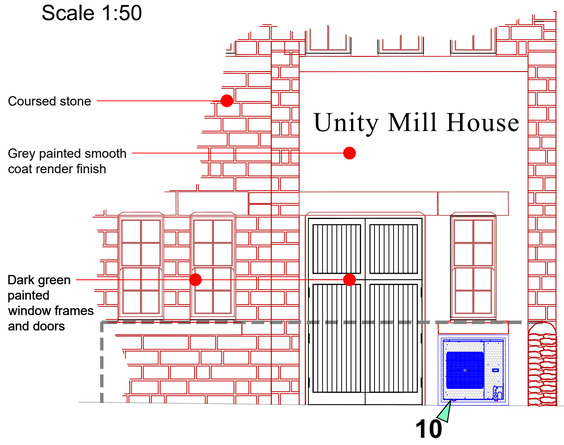

EXISTING SIDE ELEVATION (part)
Scale 1:50

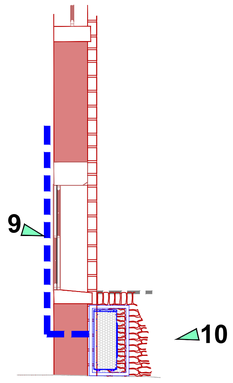

EXISTING SECTION AA
Scale 1:50




10




10



1. All boundaries, dimensions and levels are to be checked on site before construction and any discrepancies are to be reported to the Architect/DHCFT. 2. Do not scale from drawing. 3. Drawings not supplied in paper format may not to be to the scale indicated in the size box. 4. This drawing is copyright and may not be reproduced or used for any purpose other than that intended without the prior written agreement of DHCFT. 5. Any parts of the drawing based on ordnance survey maps are executed with the sanction of the controller of H.M. Stationery Office : Crown Copyright Reserved.

NOTE:
Air Conditioning contractor to survey.
Electrical contractor to survey.
General builder to survey if required.

KEY:

7 AS EXISTING PHOTO REFERENCES

AREAS AFFECTED BY WORKS

HEIGHT AND EXTENT OF STONE WALL

SPECIFICATION: Refer to Product Data Sheets for further information.

2 no. proposed internal wall mounted Panasonic cassettes.
302 h 1120 w 236 d

1 no. proposed external wall mounted Panasonic condenser
996 h 980 w 370 d

1 no. proposed external wall mounted condenser guard cage
1150 h 1150 w 650 d

PROPOSED A/C PIPE WORK RUN - ALL CONTAINED WITHIN WHITE PLASTIC CONDUIT

Rev	Date	Description	By	Chk

PLANNING

Derbyshire Healthcare NHS
NHS Foundation Trust

Estates & Facilities • Capital Projects
Kingsway House • Kingsway Site
Derby • DE22 3LZ

t: 01332 623700
f: 01332 623575
w: www.derbyshirehealthcareft.nhs.uk

Client:
Derbyshire Healthcare NHS FT
Unity Mill House, Derwent Street, Belper, Derbyshire. DE56 1WN

Project:
Installation of 2 no. a/c cassettes to 2nd floor office and 1 no. external air conditioning condenser at ground level.

Drawing title:
Proposed -
First and Second Floor Plans
Ground Floor Plan (part), Elevation & Section

Scale(s):	Size:	First issue:	Drawn:	Checked:
VARS	A1	28.10.21	JAB	-

Job no:	Drawing no:	Rev:
Unity 100	110	/