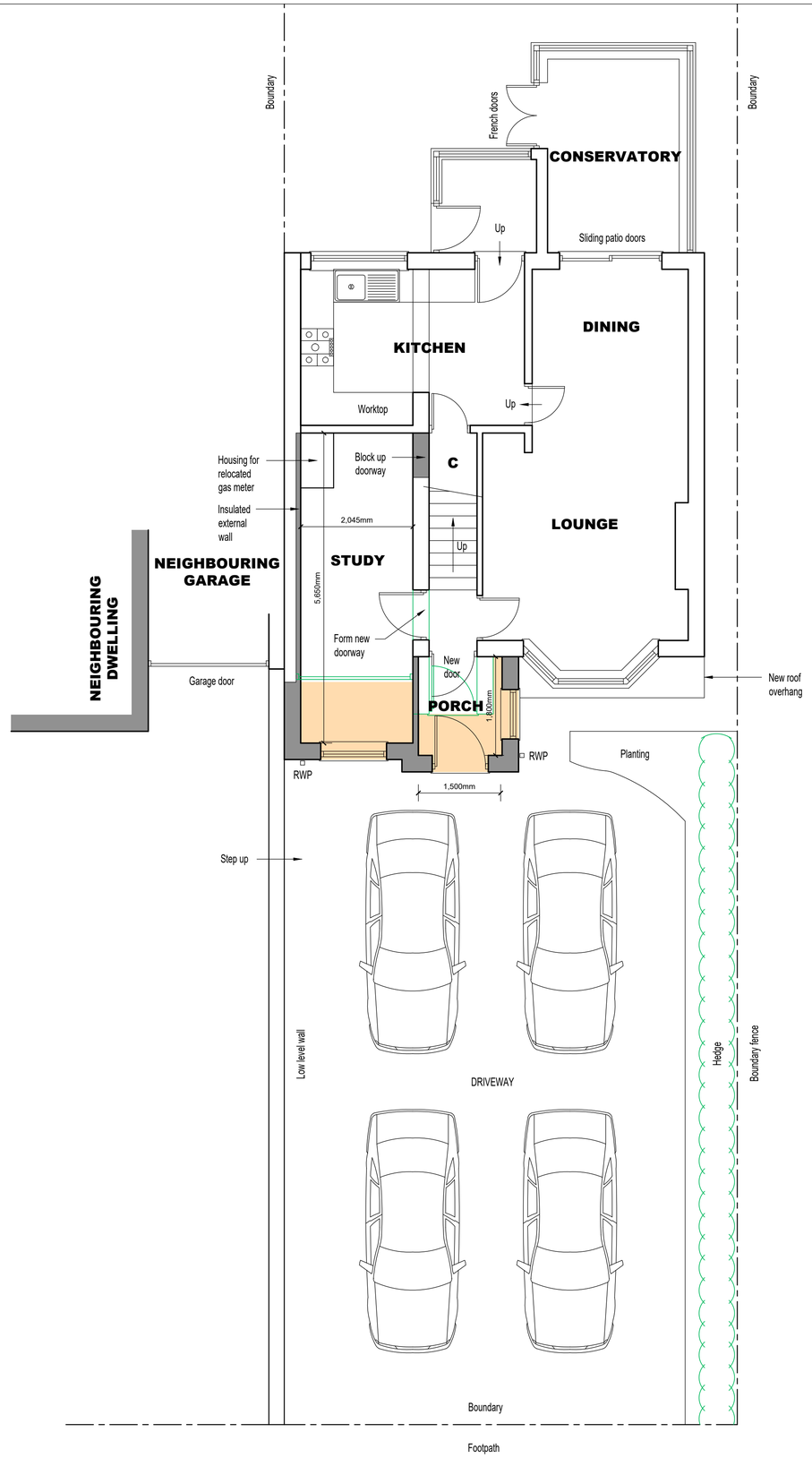

PROPOSED FLOOR PLAN

——— = Walls, doors, windows, structure etc to be removed.

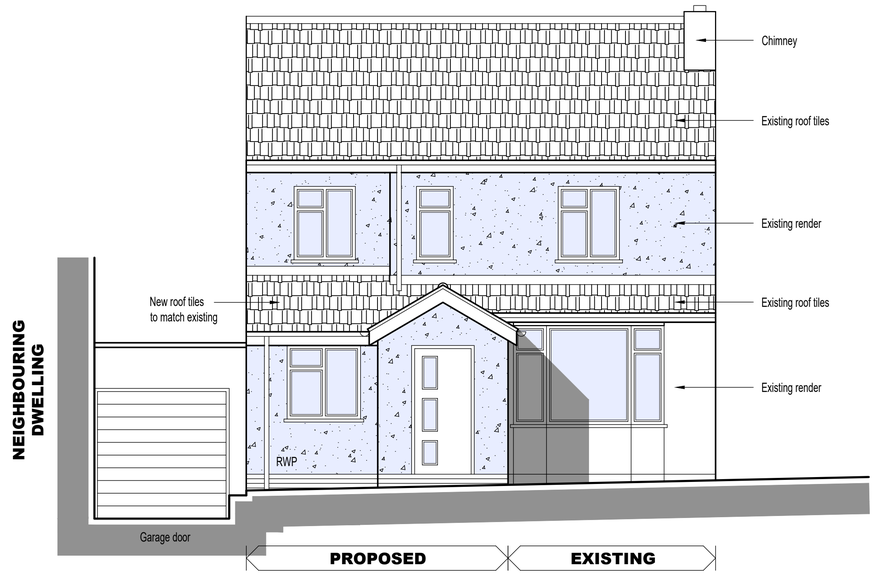

FRONT ELEVATION

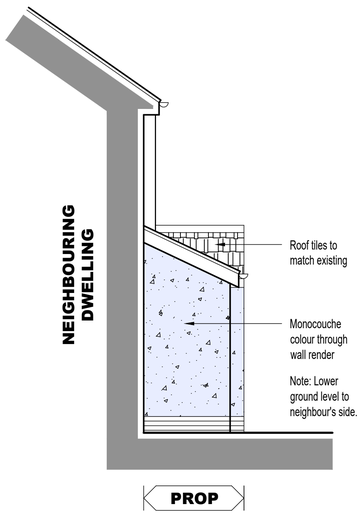

SIDE ELEVATION

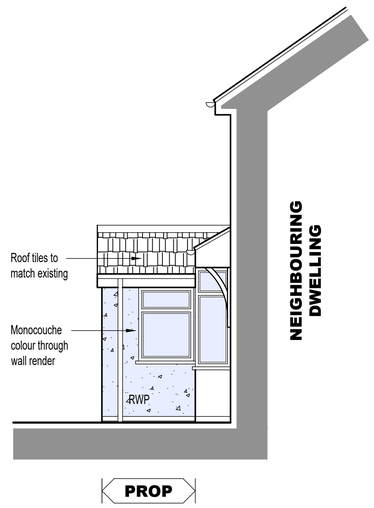

SIDE ELEVATION

NOTES:
Copyright of this drawing belongs to Architectural Building Design Services (ABDS) and no part may be reproduced or utilised in any way whatsoever without prior written consent of ABDS.
Figured dimensions shall be taken in preference to scaled dimensions and any discrepancies or errors are to be referred to the designer.
Contractor, sub-contractor and suppliers must verify all dimensions on site before commencing work or making any fabrication drawings.
All elements such as structural walls, beams etc are to be checked on site for suitability prior to works undertaken.
All drawings to be read in conjunction with each other and all notes / building regulation specification, energy calculations, structural calculations / design and other professional / consultation documents associated with the project.

REV:	DATE:	DESCRIPTION:	BY:

ABDS
Architectural Building Design Services
9 Eagle Street, Heage. Belper. DE56 2AJ.
Tel: 07773 899 597
E-mail: abds@abds.biz Web Site: www.abds.biz

PROJECT:
HOUSE ALTERATIONS

DRAWING TITLE:
PROPOSED PLAN & ELEVATIONS

PROJECT ADDRESS:
43 HARDY BARN
SHIPLEY
HEANOR. DE75 7LY.

CLIENT:
Mr D Quick & Miss K Bunn

DATE: October 2021 SCALE: 1:50 FORMAT: A1

DRAWN: CF
CHECKED:
APPROVED:

DRG NO: 2162 / 02
2021 © This drawing is copyright of Architectural Building Design Services & cannot be reproduced without written concent

REVISION:

Actual Size
0 10mm