Drawing No: WD | 037 | 001 | PLN 08 — Issue Date: JAN 2022



01 FRONT ELEVATION | AS PROPOSED

0 1m 2m 3m 4m 5m — 1 : 100 — SCALE 1:100 @ A1



02 REAR ELEVATION | AS PROPOSED

0 1m 2m 3m 4m 5m — 1 : 100 — SCALE 1:100 @ A1

KEY

- Existing Masonry
- Proposed Construction
- Tiled Roof finish
- Flat roof Finish
- Traditional render
- Brick (Brown)
- Stone
- Site Boundary
- Adjacent land ownership

Notes:

- All dimensions shown are in millimetres, unless otherwise stated. Any use of these dimensions, other than for general reference, should be the subject of third party checking on site.
- it is essential this drawing is read in conjunction with all other drawing and documents in the drawing series.
- any work that is carried out on the basis of this drawing should be carried out to all relevant British Standards and associated manufacturer's instructions/recommendations.
- contractors carrying out any work associated with this drawing, will be deemed to include in their price all work intrinsically necessary in addition to the works detailed and also for verifying all dimensions prior to work commencing.
- This drawing is to be used for planning purposes only. All building work is to conform with 1991 Building Regulations and all subsequent revised documents to the satisfaction of the Building Control Officer.
- Copyright retained in accordance with the copyright, design, and patience act 1988.
- DO NOT SCALE OFF DRAWINGS. Window/Door manufacturer is to check and measure opening dimensions on site.

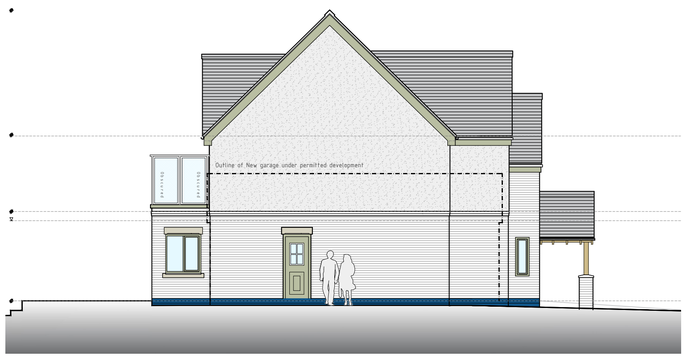

03 SIDE ELEVATION | AS PROPOSED

0 1m 2m 3m 4m 5m — 1 : 100 — SCALE 1:100 @ A1

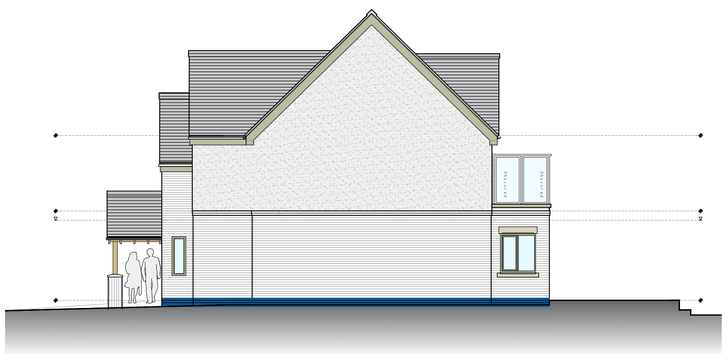

04 SIDE ELEVATION | AS PROPOSED

0 1m 2m 3m 4m 5m — 1 : 100 — SCALE 1:100 @ A1

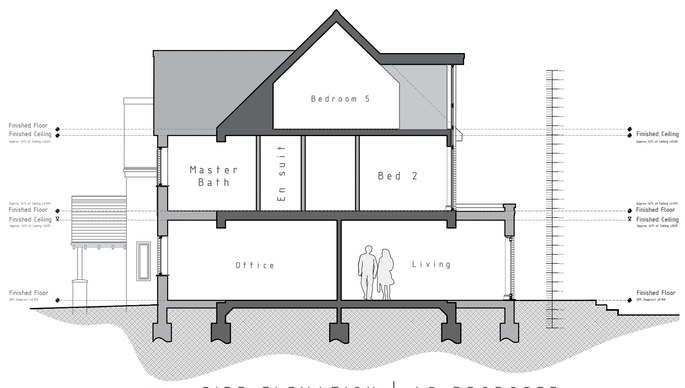

05 SIDE ELEVATION | AS PROPOSED

0 1m 2m 3m 4m 5m — 1 : 100 — SCALE 1:100 @ A1

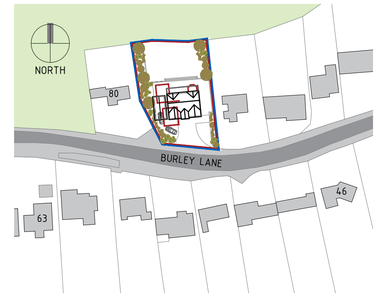

09 LOCATION PLAN

SCALE 1:1250 @ A1

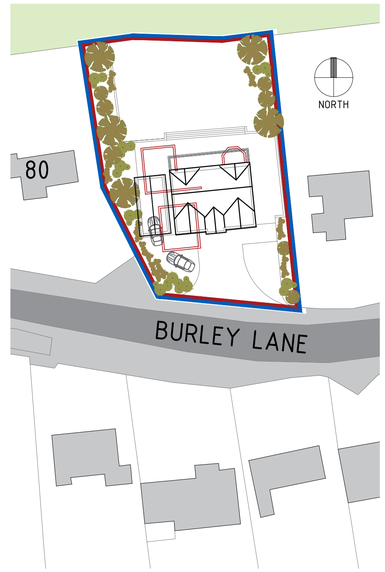

10 BLOCK PLAN

SCALE 1:500 @ A1

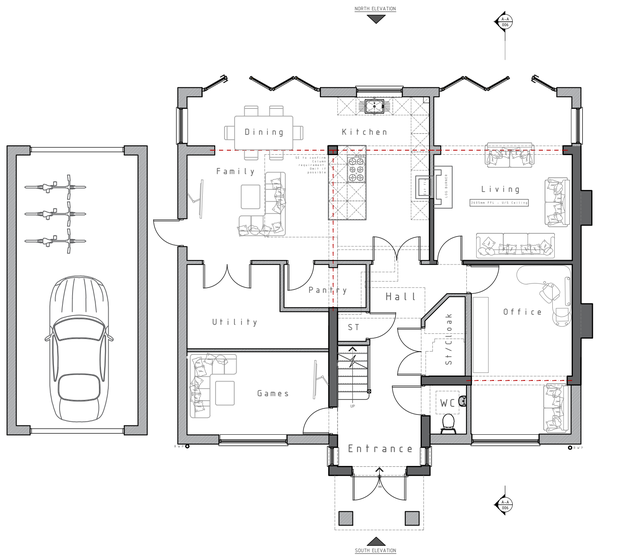

06 GROUND FLOOR PLAN | AS PROPOSED

0 1m 2m 3m 4m 5m — 1 : 100 — SCALE 1:100 @ A1



07 FIRST FLOOR PLAN | AS PROPOSED

0 1m 2m 3m 4m 5m — 1 : 100

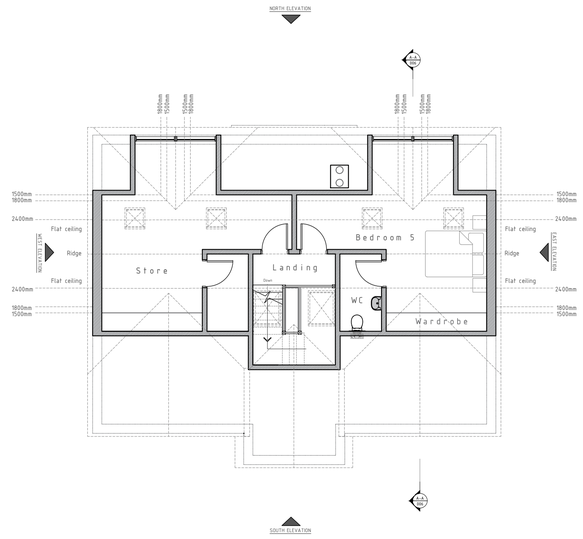

08 SECOND FLOOR PLAN | AS PROPOSED

0 1m 2m 3m 4m 5m — 1 : 100

Client: Mr & Mrs Annable
78 Burley Lane,
Quarndon
Derby
DE22 5JR

Drawing status: PLANNING

Scale: 1:100 @ A1 - As indicated
Do not scale directly from drawing, any dimensions required should be confirmed on site by relevant parties.

Project title:
Extension, reconfiguration & renovation at 78 Burley Lane.

Drawing title:
Plans & Elevations as Proposed

Drawing number: WD 037 002 PLN 08

Rev.	Revision Date:	Description of Revision:	Drawn	Checked
PLN04	23/08/21	PLANNING RE SUBMISSION	JW	GA
PLN05	22/10/21	PLANNING RE SUBMISSION	JW	GA
PLN06	01/01/22	PLANNING 2.0 - Draft - for review	JW	GA
PLN07	09/01/22	PLANNING 2.0 - PLANNING - Client Approval	JW	GA
PLN08	10/01/22	PLANNING 2.0 - PLANNING with garage - Client Approval	JW	GA

All rights reserved. No part of this document may be reproduced, stored in a retrieval system, or transmitted, in any form or by any means, electronic, mechanical, photocopying, recording or otherwise, without the prior written permission of the copyright owner.