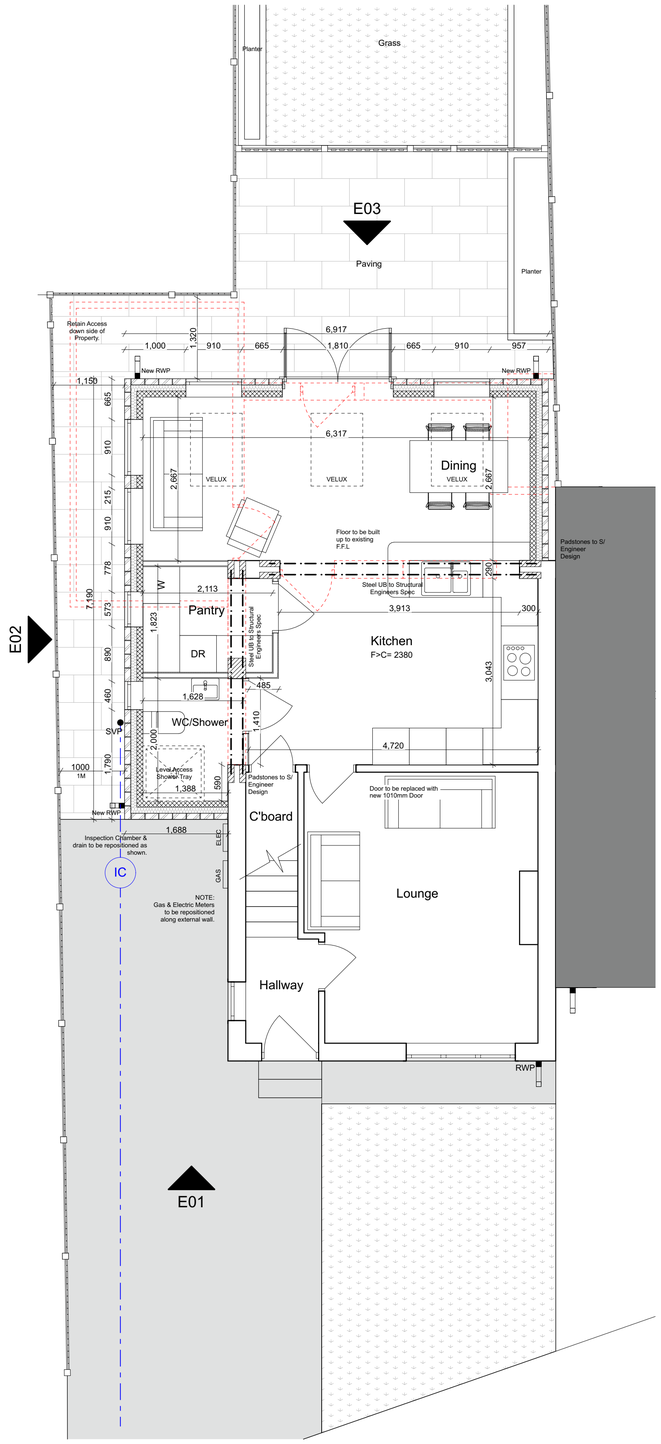

GROUND FLOOR PLAN
1:50

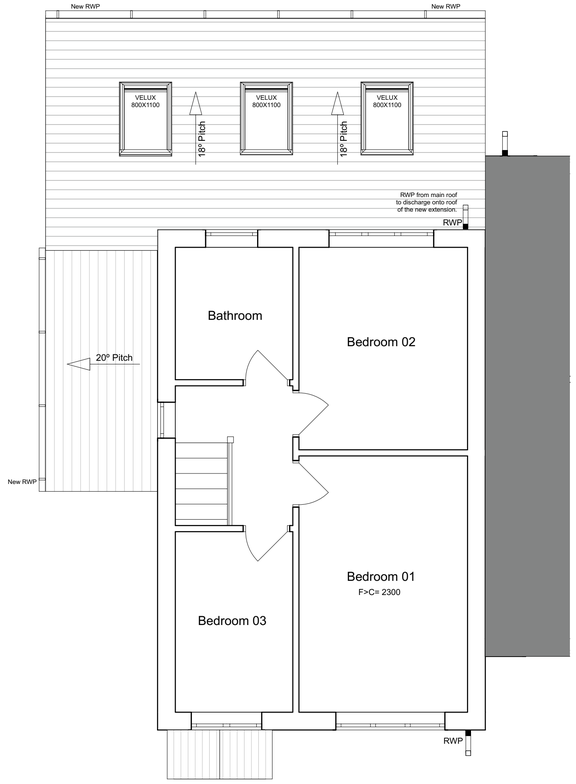

FIRST FLOOR PLAN
1:50



E01 FRONT ELEVATION
1:50

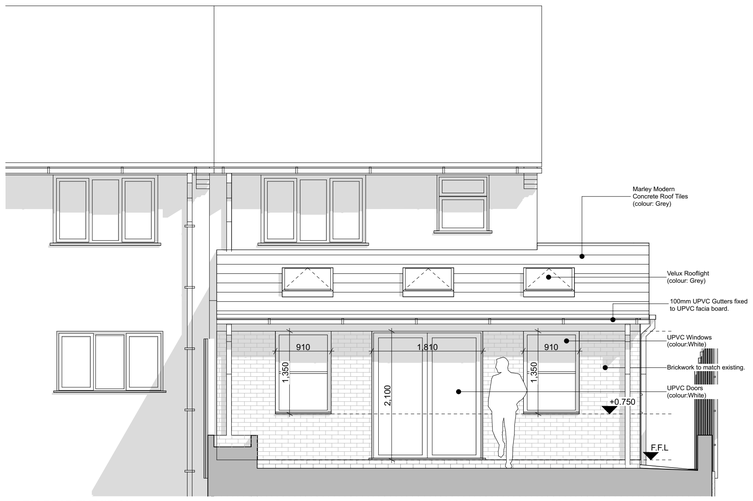

E03 REAR ELEVATION
1:50

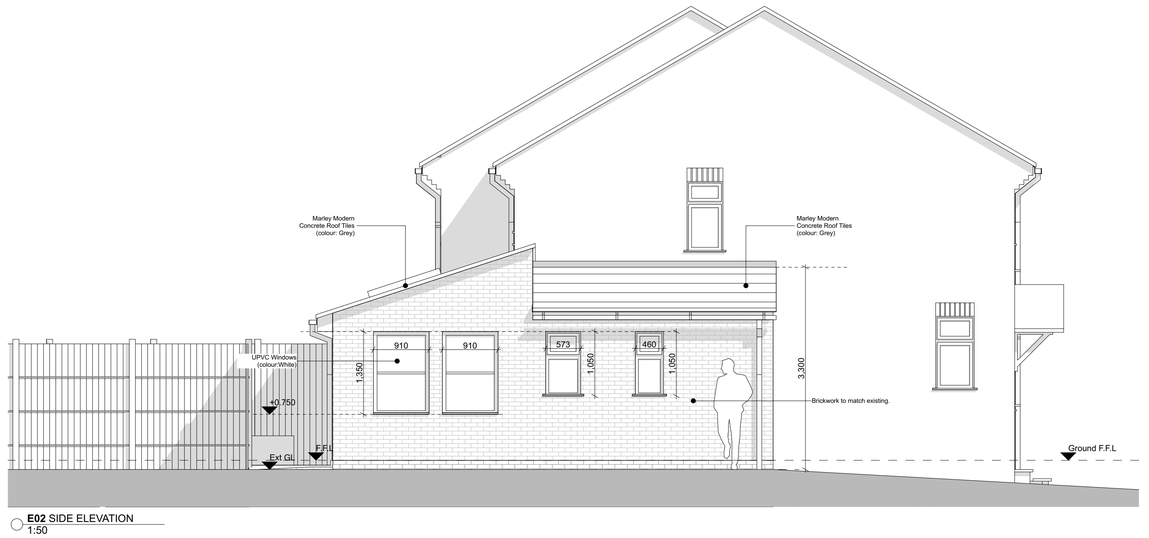

E02 SIDE ELEVATION
1:50



SITE LOCATION PLAN
1:1250

notes

This drawing is prepared for the purposes of obtaining Planning Permission and Building Regulation Approval only.

Unless stated otherwise, the designs shown are subject to detailed site survey, investigations, and legal definition, the CDM Regulations, and the comments and/or approval of the various relevant Local Authority Officers, Statutory Undertakers, Fire Officers, Engineers and the like.

The Contractor is to check and clarify all levels, dimensions, drainage construction and specification prior to any works starting on site. The Contractor is to inform the Client in writing of any proposed variations to the design before the work is carried out.

All materials shall be fixed, applied or mixed in accordance with all of the manufacturers instructions, recommendations & specifications. All materials shall be fit for the purposes that they are to be used for.

It is the responsibility of the owner / client to serve a notice on the adjoining or adjacent neighbours for the proposed works under 'The Party Wall Act 1996'.

key

revision date description

IC ARCHITECTURE

Tel: +44(0)7989539101
Email : iancurran81@hotmail.com

- Do not scale from this drawing
- All dimensions to be checked on site by the Contractor
- And such dimensions to be their responsibility
- Report all drawing errors and omissions to the Architectural designer
- All dimensions in millimeters unless noted otherwise
- If in doubt ask

Client
JACKIE BLACKETT

job title
1a MELBOURNE CLOSE, BELPER

drawing title
PROPOSED EXTENSION PLANS

status	PLANNING
date	JANUARY 2022
scale	1:50@A1

drawing number MBC004 revision