

SITE ELEVATION FACING EAST

Scale: 1:100

0m 1 2 3 4 5

MATERIALS:

Roof - Staffordshire Blue clay plain tiles.

Walls - Handmade red brick above dpc. Blue engineering brick below dpc

Doors - Timber boarded.

Rainwater Goods - Black half round gutter on rise and fall brackets.

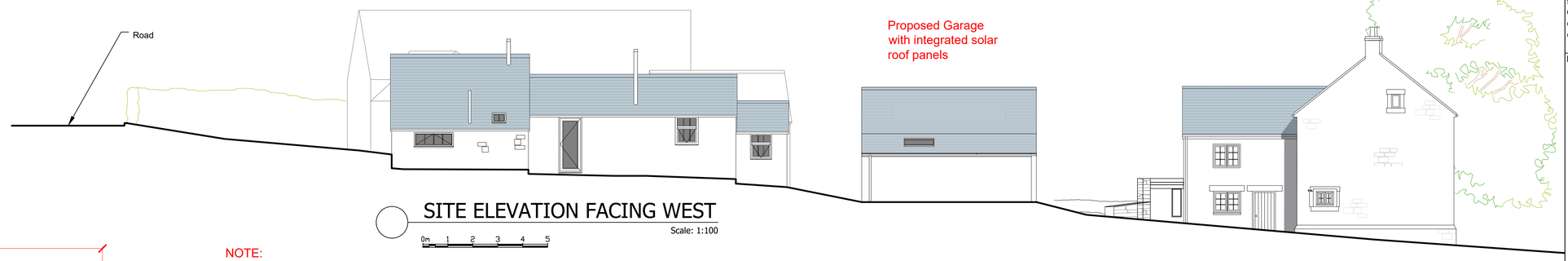

SITE ELEVATION FACING WEST

Scale: 1:100

0m 1 2 3 4 5

NOTE:

Bat loft dimensions are:
4.2x7.0m with a ridge of
2.0m granting
approximately 35m3

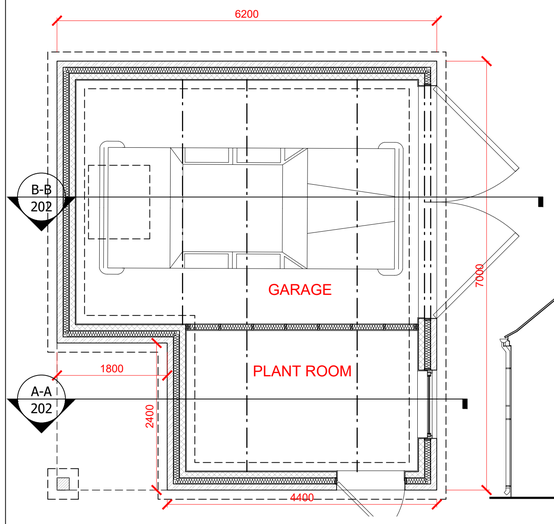

P1 PLAN

Scale: 1:50

0cm 50 100 150 200 250

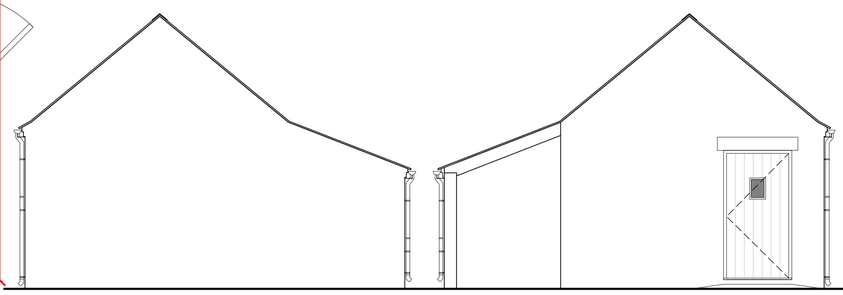

E1 NORTH ELEVATION

Scale: 1:50

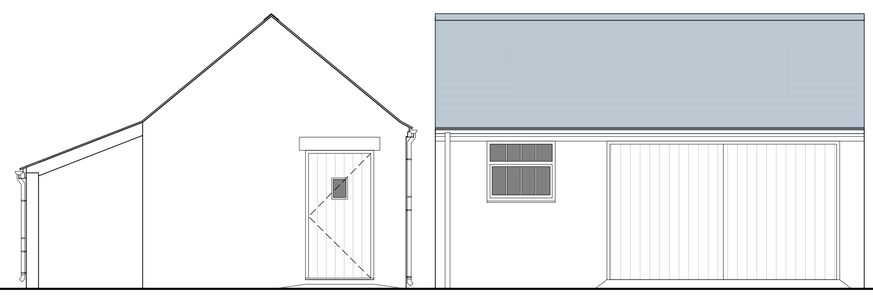

E2 SOUTH ELEVATION

Scale: 1:50

E3 EAST ELEVATION

Scale: 1:50

E4 WEST ELEVATION

Scale: 1:50

GENERAL NOTES:

1 All finishes disturbed and all damage caused resulting from the works is to be made good.

2 This drawing is to be read in conjunction with Drawing Nos issued with the prefix 1159/ and any specification of materials and works together with any accompanying schedules that may be issued.

3 Inform the Architects of all untoward findings or discrepancies.

4 Written dimensions are to be taken in preference to scaled. All dimensions are to be confirmed on site prior to commencement of the works. Do not scale from these drawings. If in doubt ask.

5 Where Architects approval is required the Architects confirm that a minimum of 1 week notice must be given for inspection.

6 Where possible the Architects have undertaken not to specify deleterious materials.

7 This drawing is copyright ©. Smith and Roper retain copyright of this drawing and other project documents under the Copyright Designs and Patents Act 1988 with all rights reserved excepting that Smith and Roper hereby grant license to the client named below for the use of such drawings and documents in matters relating only to the project stated below. Under no circumstances may this drawing or associated documents be copied in whole or in part or used elsewhere without the express permission of Smith and Roper.

FITNESS OF MATERIALS:
All materials shall be new unless otherwise stated and shall comply with the current British Standards/Codes of Practices and or have a BBA Certificate. All materials/components shall be used and fixed in accordance with the manufacturer's recommendations. The Architects are to be informed of any anomalies or discrepancies. Where possible the Architects have undertaken not to specify deleterious materials.
No dimensions other than those indicated should be taken from the drawings.
Construction dimensions should be checked by the main contractor prior to the commencement of work.

Key:

Rev	Date	Description

SMITH AND ROPER
ARCHITECTS AND SURVEYORS
Established 1918
Buxton Road, Bakewell, Derbyshire, DE45 1BZ
TEL: 01629 812722 FAX: 01629 814390
www.smithandroper.com

Project Title:

WHITEHOUSE FARM
IRETON WOOD

Drawing Title:

PROPOSED GARAGE DESIGN

Drawn/Check: GRLS-TS-SG-CFE	
First Issue: NOVEMBER 2019	RIBA Stage: 4
Current Issue: FEBRUARY 2022	Scale: 1:100/50 @A1
Drawing Number: 1160-210	Revision: G