North



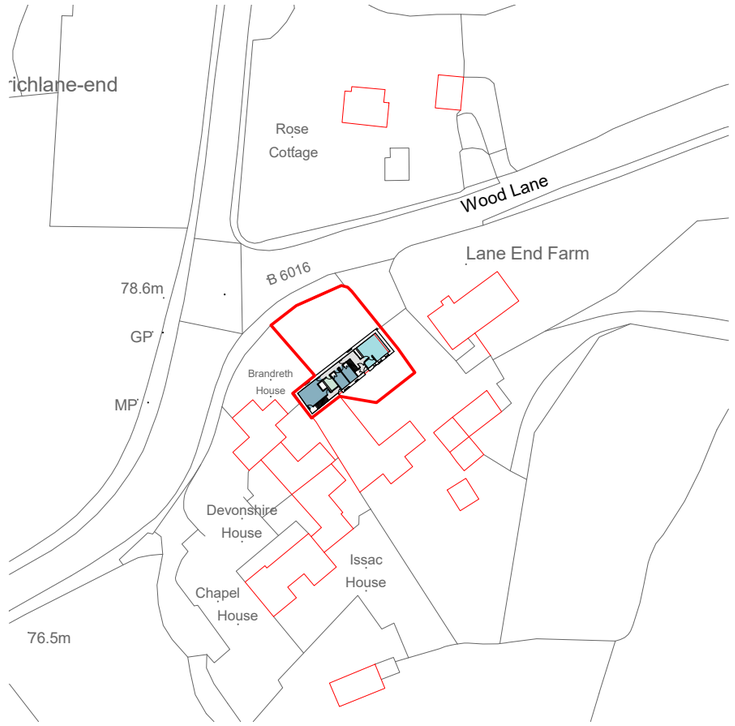

1 Site Block Plan

1 : 500

0m 10m 20m 30m 40m 50m

VISUAL SCALE 1:500 @ A3

2 Site Location Plan

1 : 1250

0m 25m 50m 75m 100m 125m

VISUAL SCALE 1:1250 @ A3

MHA
MANNING HOLDEN ARCHITECTS

*All dimensions to be checked on site prior to the contractor starting work. This drawing does not indicate structural design - a Structural Engineer should be appointed to undertake detailed structural design and calculations. This drawing has been prepared solely for the purposes of obtaining planning consent and should not be used for construction purposes. No liability will be accepted should this drawing be used for anything other than a planning drawing.

PROJECT
Lane End Barn

SHEET
Existing Site Plans

CLIENT
Andy Wright

Date
14/10/2021

Project number
258

Scale (@ A3)
As indicated

Drawn by
RI

Checked by
AM

DRAWING NUMBER
GP-EX-04

REV

14/10/2021 11:31:28

North

GE-EX-01
2

GE-EX-01
3

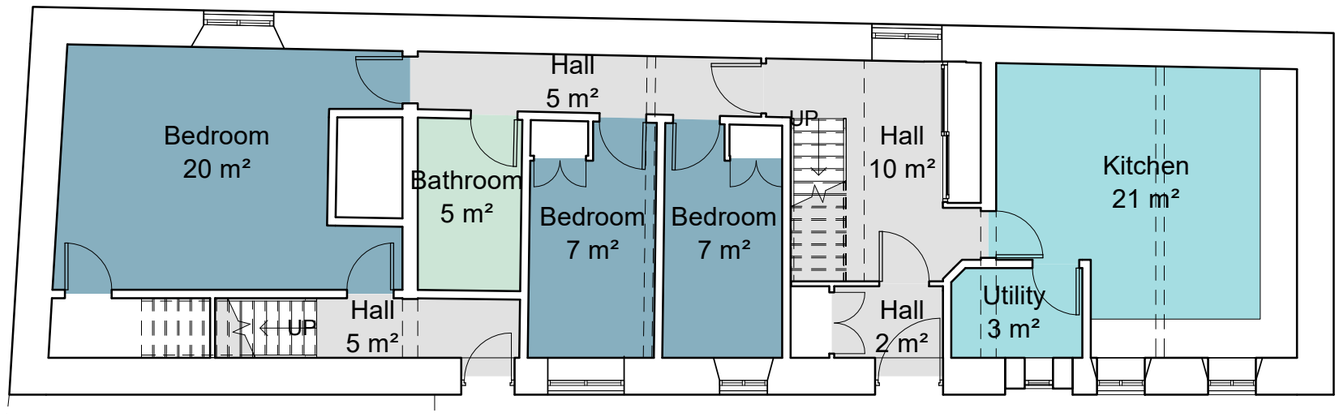

GE-EX-01
1

4
GE-EX-01

1 00 Ground Floor

1 : 100

0m 2m 4m 6m 8m 10m

VISUAL SCALE 1:100 @ A3

*All dimensions to be checked on site prior to the contractor starting work. This drawing does not indicate structural design - a Structural Engineer should be appointed to undertake detailed structural design and calculations. This drawing has been prepared solely for the purposes of obtaining planning consent and should not be used for construction purposes. No liability will be accepted should this drawing be used for anything other than a planning drawing.

MHA
MANNING HOLDEN ARCHITECTS

PROJECT
Lane End Barn

SHEET
Existing Ground Floor Plan

CLIENT
Andy Wright

Date	Project number	Scale (@ A3)
14/10/2021	258	1 : 100
Drawn by: RI	DRAWING NUMBER: GP-EX-00	REV
Checked by: AM		

14/10/2021 11:31:16

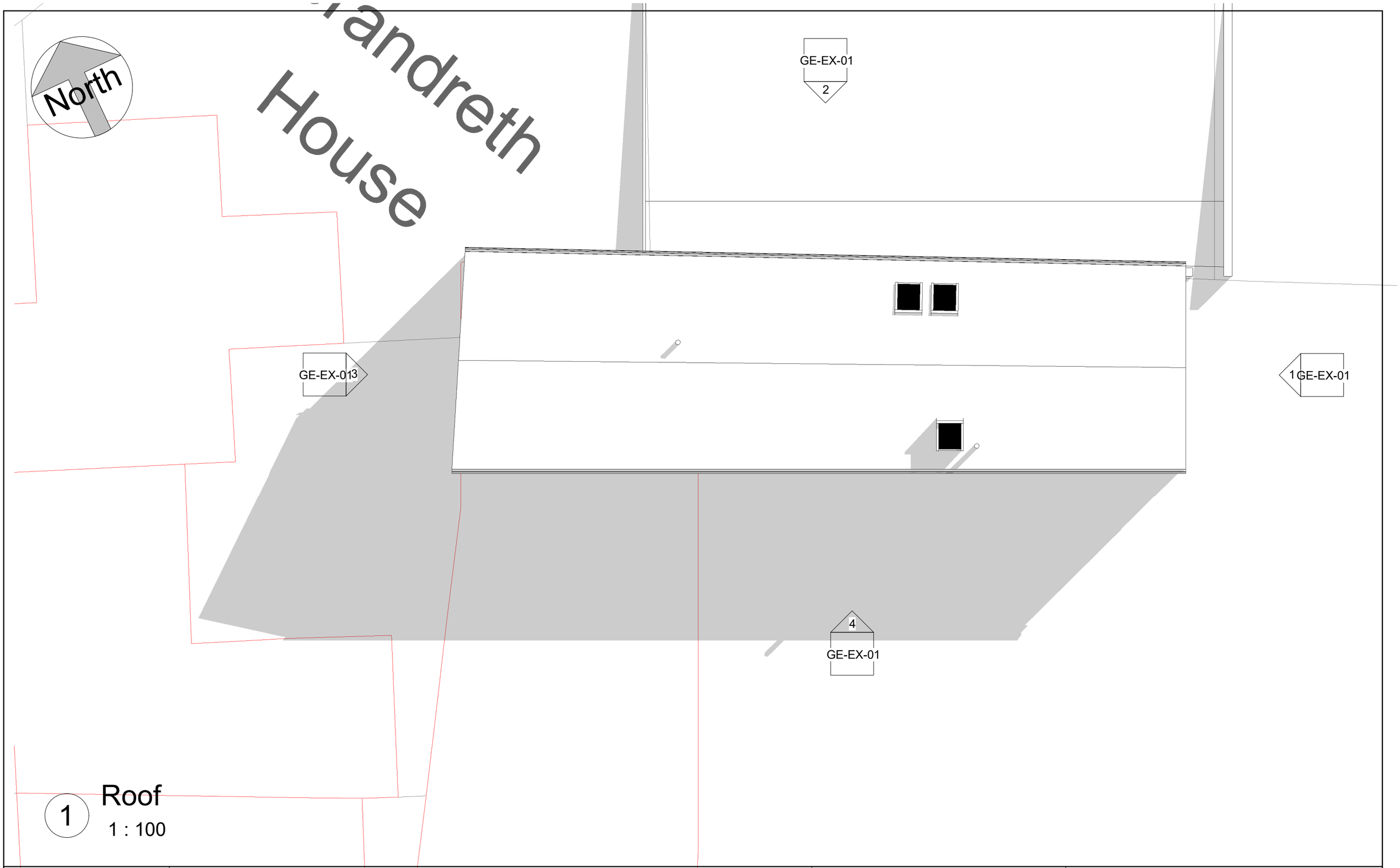

MHA
MANNING HOLDEN ARCHITECTS

0m 2m 4m 6m 8m 10m

VISUAL SCALE 1:100 @ A3

*All dimensions to be checked on site prior to the contractor starting work. This drawing does not indicate structural design - a Structural Engineer should be appointed to undertake detailed structural design and calculations. This drawing has been prepared solely for the purposes of obtaining planning consent and should not be used for construction purposes. No liability will be accepted should this drawing be used for anything other than a planning drawing.

PROJECT	Lane End Barn
SHEET	Existing Roof Plan
CLIENT	Andy Wright
Date	14/10/2021
Project number	258
Scale (@ A3)	1 : 100
Drawn by	RI
Checked by	AM
DRAWING NUMBER	GP-EX-03
REV	

14/10/2021 11:31:23

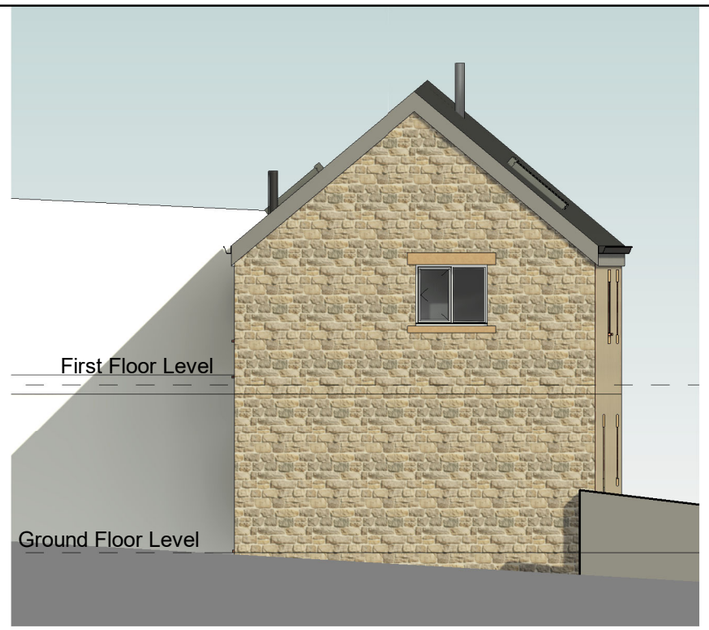

1 North East Elevation

1 : 100



2 North West Elevation

1 : 100

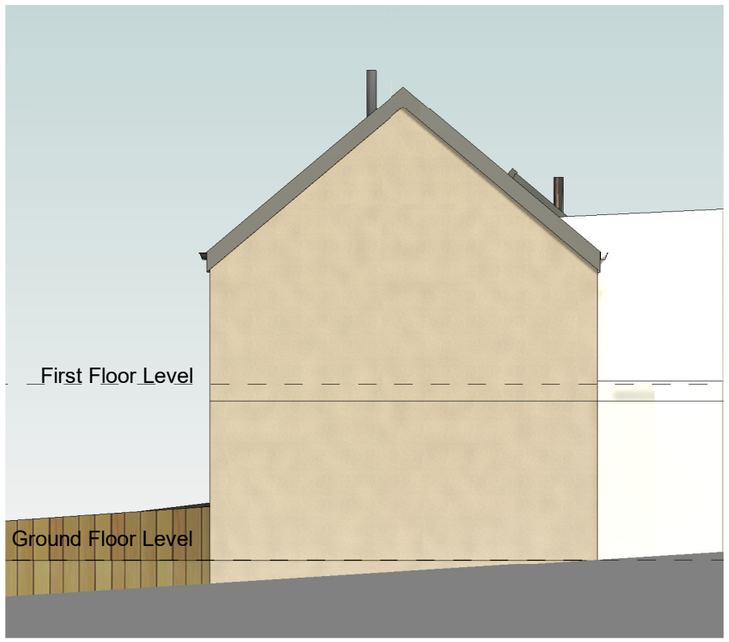

3 South West Elevation

1 : 100



4 South East Elevation

1 : 100

MHA
MANNING HOLDEN ARCHITECTS

0m 2m 4m 6m 8m 10m

VISUAL SCALE 1:100 @ A3

*All dimensions to be checked on site prior to the contractor starting work. This drawing does not indicate structural design - a Structural Engineer should be appointed to undertake detailed structural design and calculations. This drawing has been prepared solely for the purposes of obtaining planning consent and should not be used for construction purposes. No liability will be accepted should this drawing be used for anything other than a planning drawing.

PROJECT
Lane End Barn

SHEET
Existing Elevations

CLIENT
Andy Wright

Date	Project number	Scale (@ A3)
14/10/2021	258	1 : 100

Drawn by: RI
Checked by: AM
DRAWING NUMBER: GE-EX-01
REV:

14/10/2021 11:31:05



1 3D View 01

MHA
MANNING HOLDEN ARCHITECTS

PROJECT
Lane End Barn

SHEET
Existing 3D Views

CLIENT
Andy Wright

Date
14/10/2021

Project number
258

Scale (@ A3)

Drawn by
RI

DRAWING NUMBER
GP-EX-05

REV

Checked by
AM

14/10/2021 11:31:37