

Proposed Front Elevation

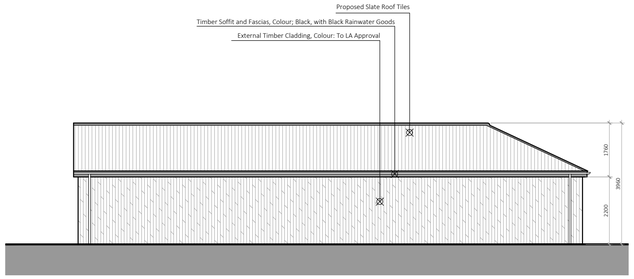

Proposed Side Elevation

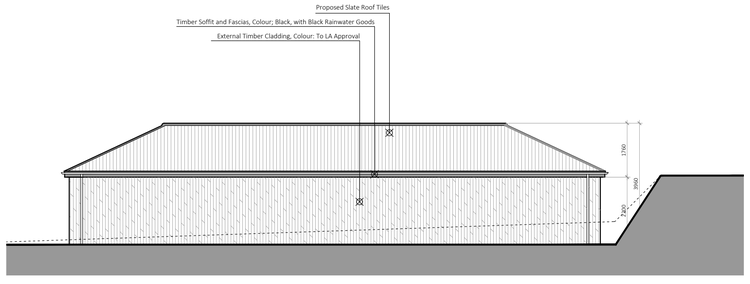

Proposed Rear Elevation

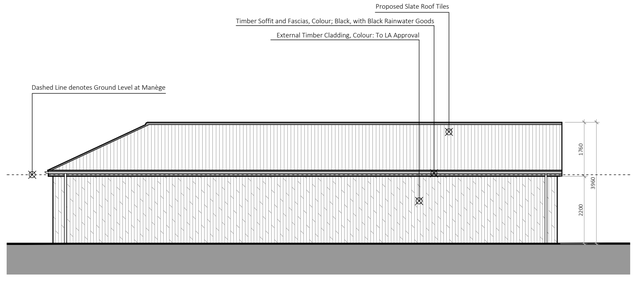

Proposed Side Elevation

Notes

10 mm

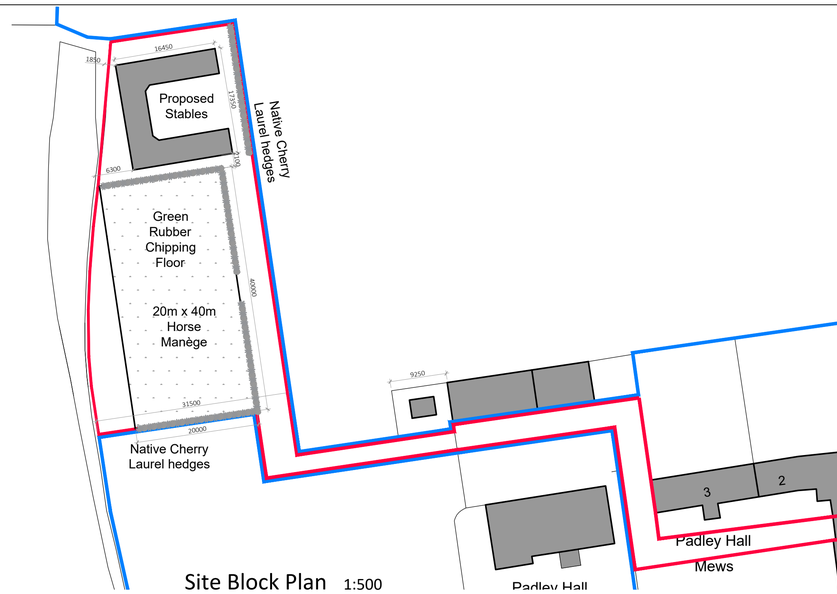

Site Block Plan 1:500

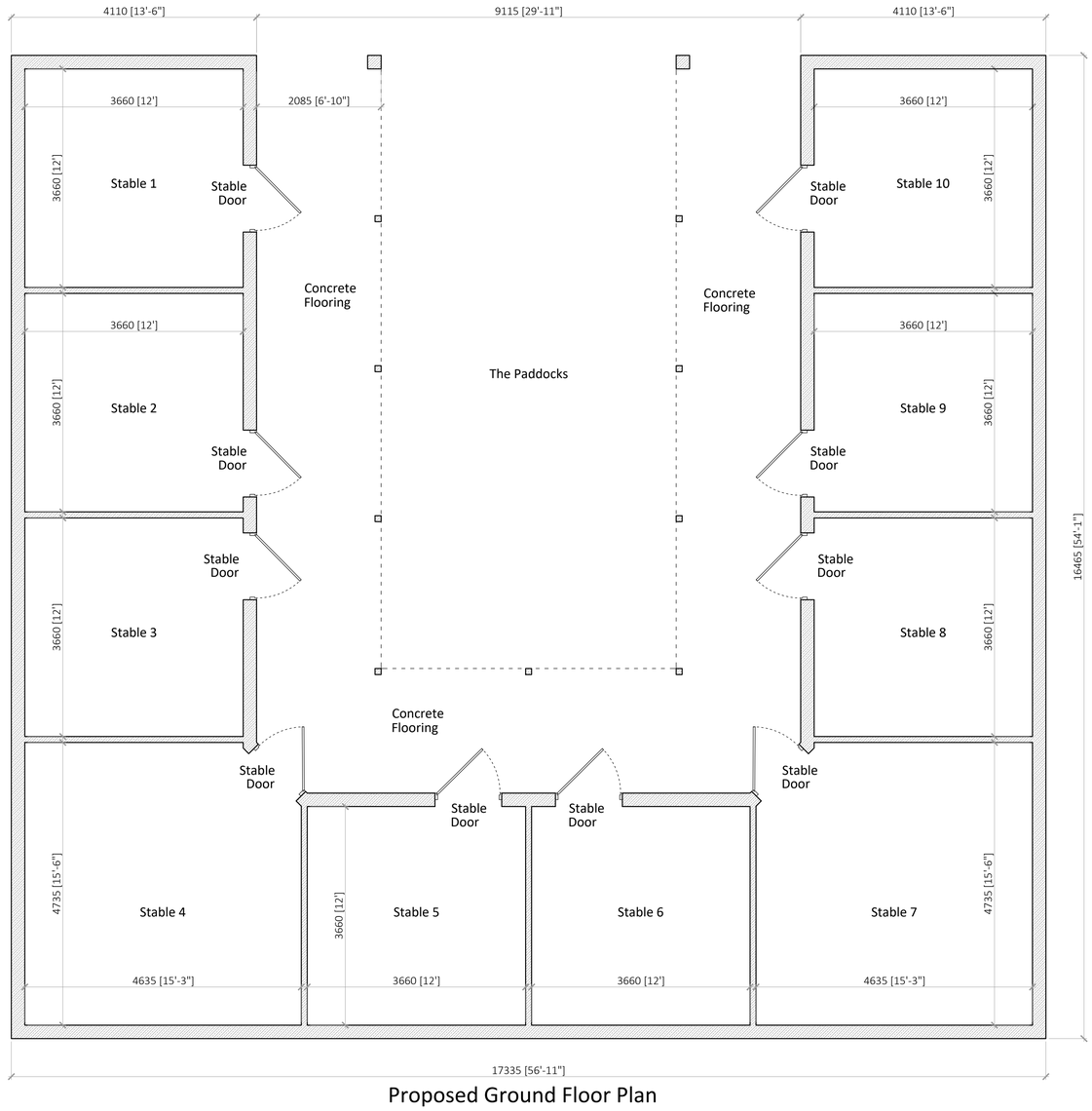

Proposed Ground Floor Plan

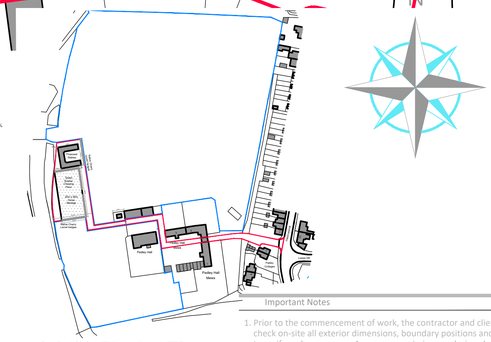

Site Location Plan 1:2500

Ordnance Survey, (c) Crown Copyright 2021. All rights reserved. Licence number 100022432

Important Notes

1. Prior to the commencement of work, the contractor and client are to check on-site all exterior dimensions, boundary positions and details to verify and agree upon. Any errors, omissions or design changes should be reported immediately to enable amended plans to be prepared and submitted for approval.
2. The contractor will be responsible for locating all hidden services that may be affected by the proposal and stopping off or diverting as necessary. Drainage runs shown are assumed and must be checked on site before work commences.
3. The requirements of the "Party Wall Act 1996" will apply to certain schemes. The "Building Owner" will in writing inform and agree with the "Adjoining owner(s)" if the proposed work affects the Party Wall or is within 3 meters of the foundations of the nearby building. If an agreement cannot be made then professional advice should be sought prior to commencement of work on site, by a Party Wall Surveyor. SWISH Architecture Ltd take no responsibility for this.

Revision	Date	Description	By
E	15.03.22	Alterations following Planners Comments	DC
D	14.03.22	Alterations following Planners Comments	DC
C	16.09.21	Red/Blue Lines amended	DC
B	16.08.21	Red/Blue Lines amended	DC
A	01.07.21	Alterations following Client Meeting	DC

swish
architecture & planning

SWISH Architecture Ltd
Unit 2B, First Floor
100 Melton Road
West Bridgford
Nottingham
NG2 6EP
T +44 (0) 115 88 22 777
M +44 (0) 782 43 25 278
E design.me@swish-architecture.co.uk
W swish-architecture.co.uk

Client

RUSSELL SKELLET

Status Planning Permission - Sketch

Project

PADLEY HALL FARM,
HAMMERSMITH,
RIPLEY, DERBYSHIRE,
DE5 3RA

Drawing

PROPOSED STABLES PLAN,
ELEVATIONS, SITE BLOCK PLAN
& OS PLAN

Scale 1:50, 100. Sheet Size A1 Drawn By DC Date June 21

Project No.	Drawing No.	Revision
1044	301	E

This drawing must not be reproduced in whole or part without written consent. Do not scale this drawing. All dimensions in millimeters. Written dimensions to be checked on site. Electronic issue to be confirmed by paper copy only. ©2021 SWISH Architecture Ltd. All Rights Reserved.