

Proposed East Elevation Scale 1 : 100



Proposed North Elevation Scale 1 : 100

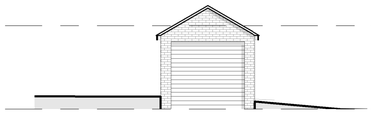

Garage East Elevation Scale 1 : 100

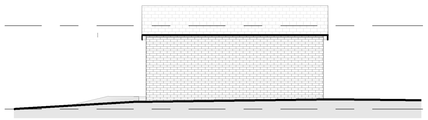

Garage North Elevation Scale 1 : 100



Proposed West Elevation Scale 1 : 100



Proposed South Elevation Scale 1 : 100



Garage West Elevation Scale 1 : 100

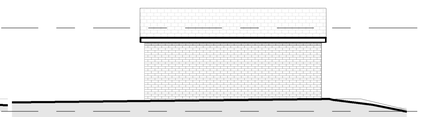

Garage South Elevation Scale 1 : 100



Proposed Section A-A Scale 1 : 100



Proposed Section B-B Scale 1 : 100



Proposed Section C-C Scale 1 : 100

DO NOT SCALE OFF THIS DRAWING UNLESS USING THE CORRECT PAGE SIZE AND SCALE, AS STATED BELOW.

THIS DRAWING IS BASED ON DIMENSIONAL SURVEY INFORMATION PROVIDED BY OTHERS. THE ARCHITECT CANNOT ACCEPT RESPONSIBILITY FOR THE ACCURACY OF THIS SURVEY INFORMATION.

ALL DIMENSIONS ARE SHOWN IN METRIC

THIS DRAWING REMAINS THE COPYRIGHT OF SIMON FOOTE ARCHITECTS

CDM Regulations 2015

Denotes a significant Hazard or difficult to mange procedure. Please refer to "Designer" Hazard Register for further information regarding mitigation of hazards.

CDM Requirements, require all projects to:

- Have workers with the right skills, knowledge, training and experience.
- Provide them with adequate supervision instruction and information.
- A written Construction Phase Plan.

NOTES

1. This information is issued for construction relevant only to the following package of information:
2. SFA
3. Check and confirm that the drawing is the most current issue/ revision.
4. Information noted 'in abeyance' or shown in an inverted cloud should not be used for construction.
5. This drawings is to be read in conjunction with the architectural specification.
6. This drawing is to be checked and any discrepancies highlighted to the designers immediately.
7. The drawing is to be read in conjunction with all other relevant drawings issued by Civil + structural and M/E/P consultants, specifications and reports. All non-architectural elements indicated on this drawing are for the purpose of design coordination only and not for construction.
8. All materials shall be fit for purposes fro which they are intended
9. the contractor shall take into account all obligations under CDM in the execution of the works and to the satisfaction of he Local Authority Building Control Officer, Fire Officer, Health and Safety Executive, whether or not indicated on the drawing or in the specification.

Rev	Note	Date
D	Kitchen and Lounge walls removed and Lounge to garden. Second driveway entrance added	10/03/22
C	Bedroom 01 and plant room removed to create new seating. Corner cut off the bathroom for new entrance. Rear entrance door and through on all windows and doors	11/03/22
B	Slight alterations to window and door positions internally and externally. Porch roof and wall added. Plant room exterior door blast. Original front entrance door removed and alterations to new bathroom. Bedroom 02 made smaller.	05/03/22
A	Ground and First floor layout changed. First Floor extension added. Garage has been relocated to the other side.	01/03/22

SIMON FOOTE ARCHITECTS

74 Friar Gate
Derby
DE1 1FN

t: 01332 209178
e: studio@sfarchitects.co.uk
w: www.sfarchitects.co.uk

Project	20 726 35 The Broadway, Duffield, Derbyshire, DE56 4BU
Drawing Title	Proposed Elevations and Sections
Scale 1: 100	OB
Sheet A1	Drawn By
Checked By	
Date	Job No.
Drawing No.	Revision
Mar/22	22/726/ F02
	D