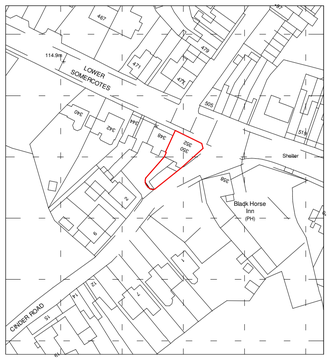

1 LOCATION PLAN
1 : 1250



2 EXISTING BLOCK PLAN
1 : 500



3 PROPOSED BLOCK PLAN
1 : 500

North

AIR CONDITIONING UNIT EXTERNAL DIMENSIONS (W x H x D) 880 x 1695 x 765

SOUND PRESSURE COOLING 58 dB(A)
HEATING 60 dB(A)

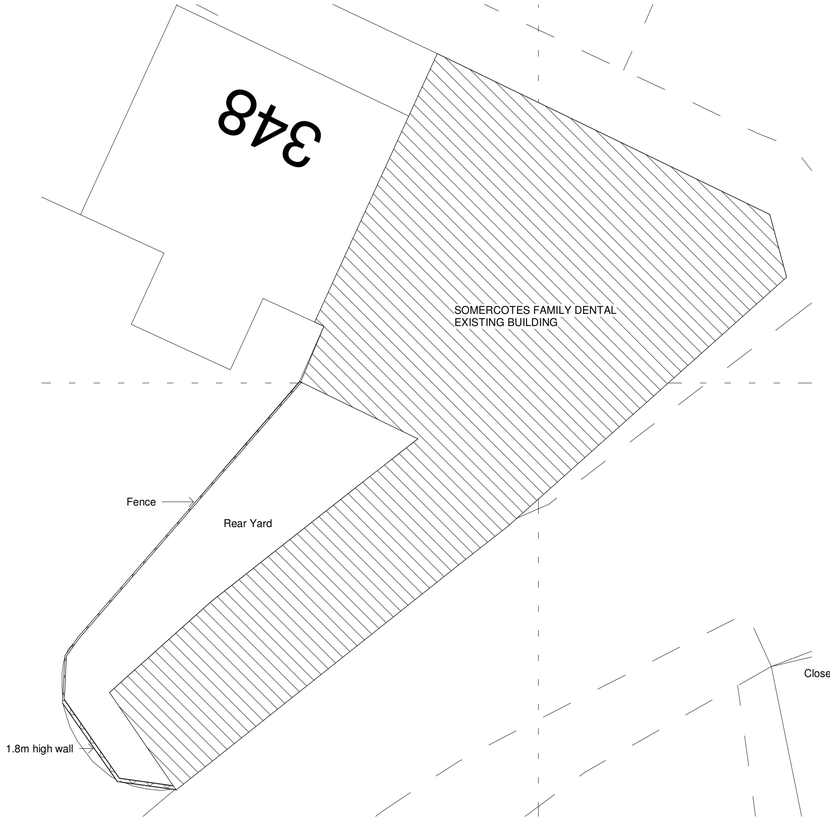

4 EXISTING SITE PLAN
1 : 100

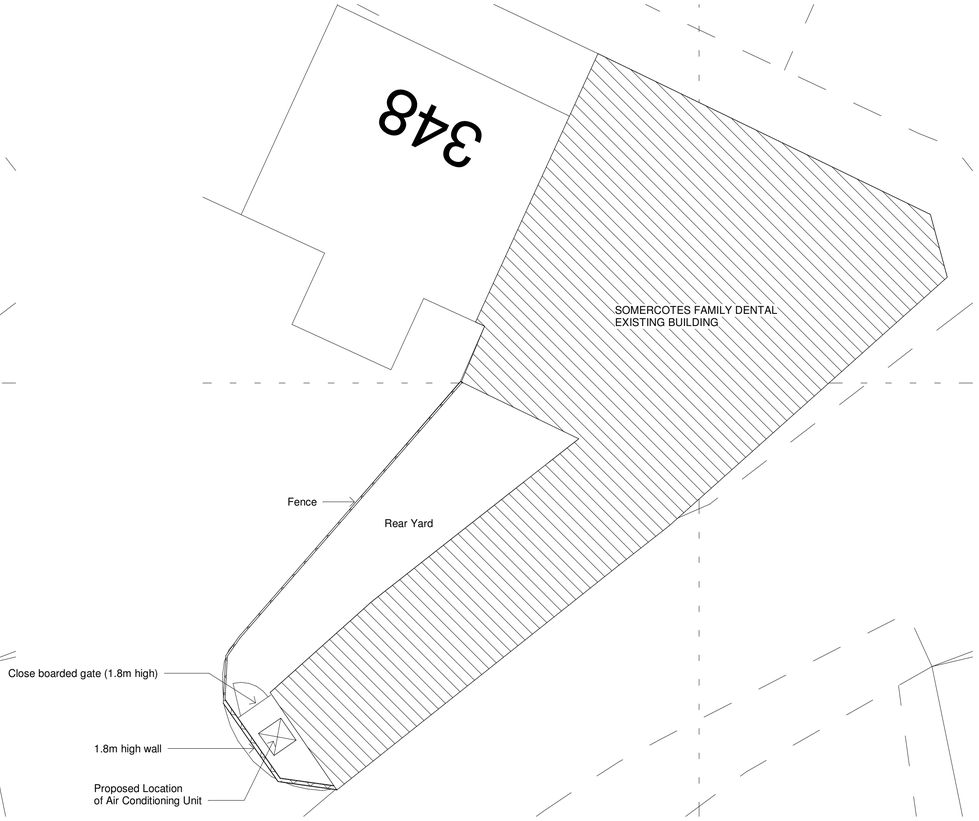

5 PROPOSED SITE PLAN
1 : 100

IMPORTANT NOTES

1. Prior to the commencement of work, the contractor and client are to check on-site all exterior dimensions, boundary positions and details to verify and agree upon. Any errors, omissions or design changes should be reported immediately to enable amended plans to be prepared and submitted for approval.
2. The contractor will be responsible for locating all hidden services that may be affected by the proposal and stopping off or diverting as necessary. Drainage runs shown are assumed and must be checked on site before work commences.
3. The requirements of the "Party Wall Act 1996" will apply to certain schemes. The "Building Owner" will in writing inform and agree with the "Adjoining owner(s)" if the proposed work affects the Party Wall or is within 3 meters of the foundations of the nearby building. If an agreement cannot be made then professional advice should be sought prior to commencement of work on site, by a Party Wall Surveyor.

REVISIONS

Rev	Description	Date

CLIENT

Nationwide Healthcare Providers Limited

PURPOSE OF ISSUE

PROJECT

SOMERCOTES FAMILY DENTAL

DRAWING TITLE

EXISTING & PROPOSED

SCALE		DRAWN BY	DATE
As indicated		IAO	20.03.20

JOB No.	DRAWING NUMBER	REV
SOM	AR-AL-0001	

This drawing must not be reproduced in whole or part without written consent. Do not scale this drawing. All dimensions in millimeters. Written dimensions to be checked on site. Electronic issue to be confirmed by paper copy only.

© 2015 THE STUDENT LODGE Ltd. All Rights Reserved.