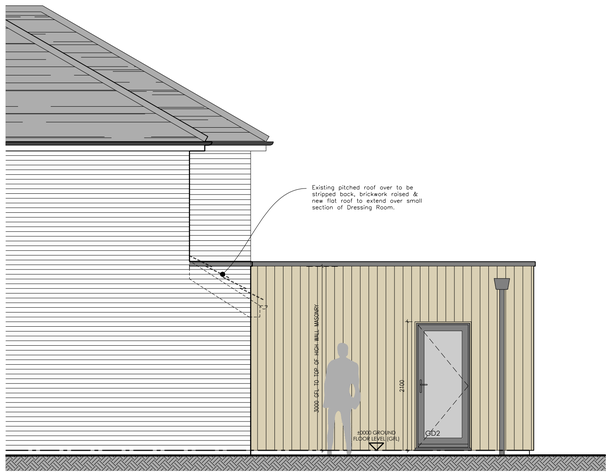

PROPOSED EAST ELEVATION @ 1:50

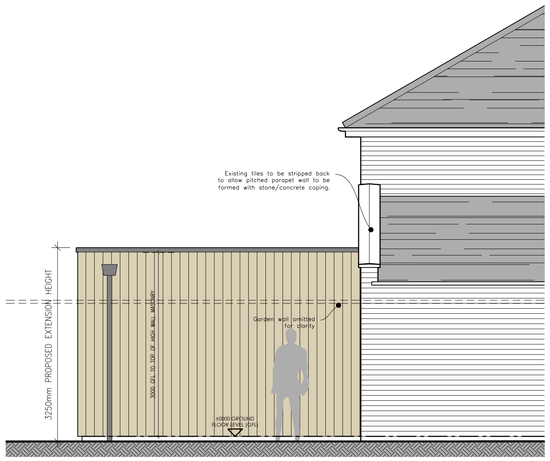

PROPOSED WEST ELEVATION @ 1:50



PROPOSED NORTH ELEVATION @ 1:50

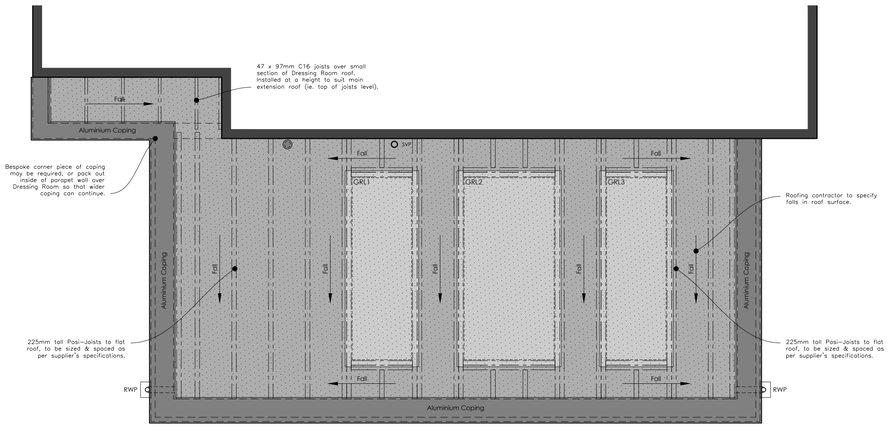

PROPOSED ROOF MEMBER PLAN @ 1:50

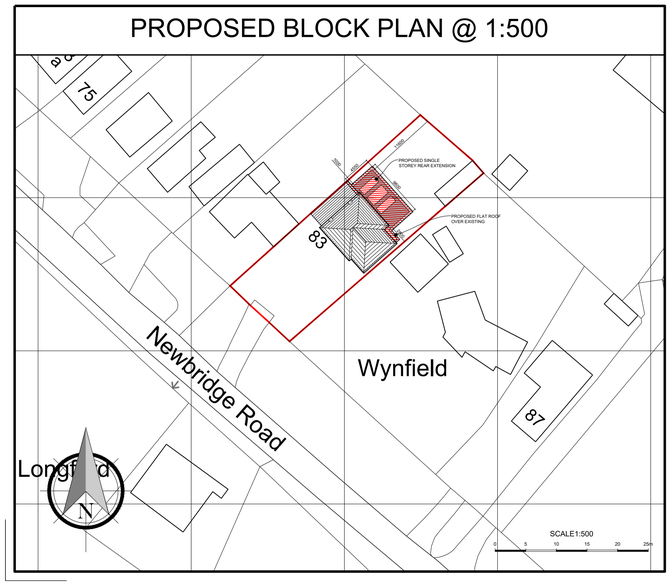

ELECTRIC & INSTALLATION SYMBOL KEY:

POWER
- SWITCHED SOCKET OUTLET
- TWIN SWITCHED SOCKET OUTLET
- SHAVING SOCKET OUTLET
- CABLE/CONDUIT ON PLAN

COMMUNICATIONS
- TV SOCKET
- TELEPHONE SOCKET
- MODEM/INTERNET POINT

SWITCHES & LIGHTING
- SINGLE LIGHT SWITCH
- TWO WAY LIGHT SWITCH
- PULL CORD LIGHT SWITCH
- RECESSED DOWNLIGHTER
- CEILING MOUNTED LIGHT
- WALL MOUNTED LIGHT
- AUTOMATIC WALL LIGHT

HEATING & PLUMBING
- CWT COLD WATER TANK
- HWT HOT WATER TANK
- BOIL BOILER
- RAD RADIATOR
- TOWEL RAIL

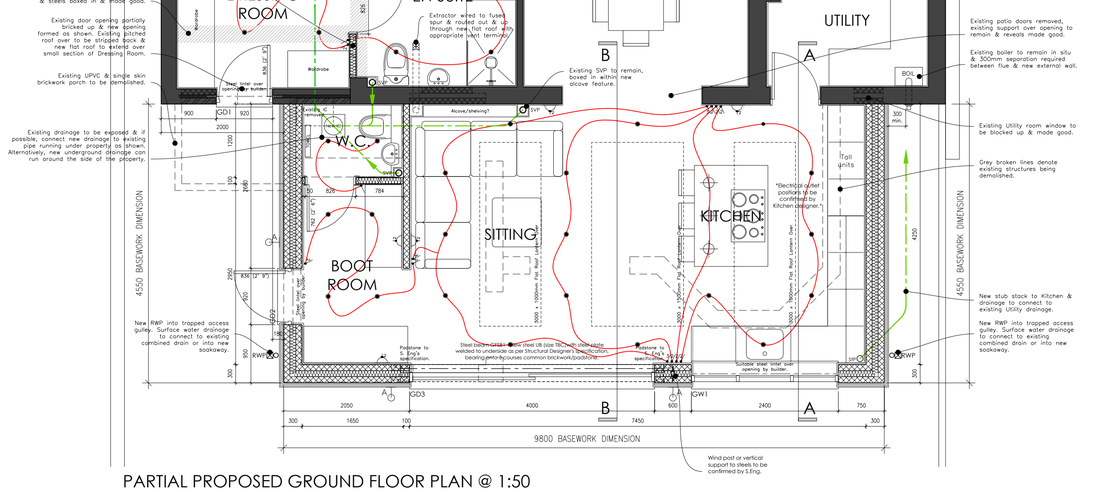

PARTIAL PROPOSED GROUND FLOOR PLAN @ 1:50

GENERAL NOTES:

Whilst every care has been taken to ensure accuracy, no responsibility will be accepted for any errors contained in this drawing and it should not be relied upon for ordering of any materials. All details and dimensions must be checked on-site before any building work or material ordering.

This drawing is copyright the property of the Client.

Contractor to check and adjust dimensions of new work to suit existing conditions.

Do not assume existing structure or details are plumb, square or level.

Contractor must notify the Agent of any discrepancies before proceeding.

ORIENTATION:

REV:	DATE:	AMENDMENTS:
A	10-02-2022	Site location plan removed & added to drawing 03.

martin wraight design
MEASURED SURVEYS | ARCHITECTURAL DRAUGHTING | PLANNING & BUILDING REGULATIONS DRAWINGS
TEL: +44 (0)7531 610 892 WEB: martinwraightdesign.co.uk EMAIL: martin@martinwraightdesign.co.uk

PROJECT ADDRESS:
83 Newbridge Road, Ambergate, Belper, Derbyshire, DE56 2GS.

DRAWING NAME:
PROPOSED TECHNICAL PLANS, ELEVATIONS & BLOCK PLAN.

PROJECT NO:	SCALE:	DATE:	DRAWN BY:	DRAWING NO:	REVISION:
MWD215	1:50 , 1:500 @ A1 1:100 , 1:1000 @ A3	27-01-2022	MW	MWD215/01	A