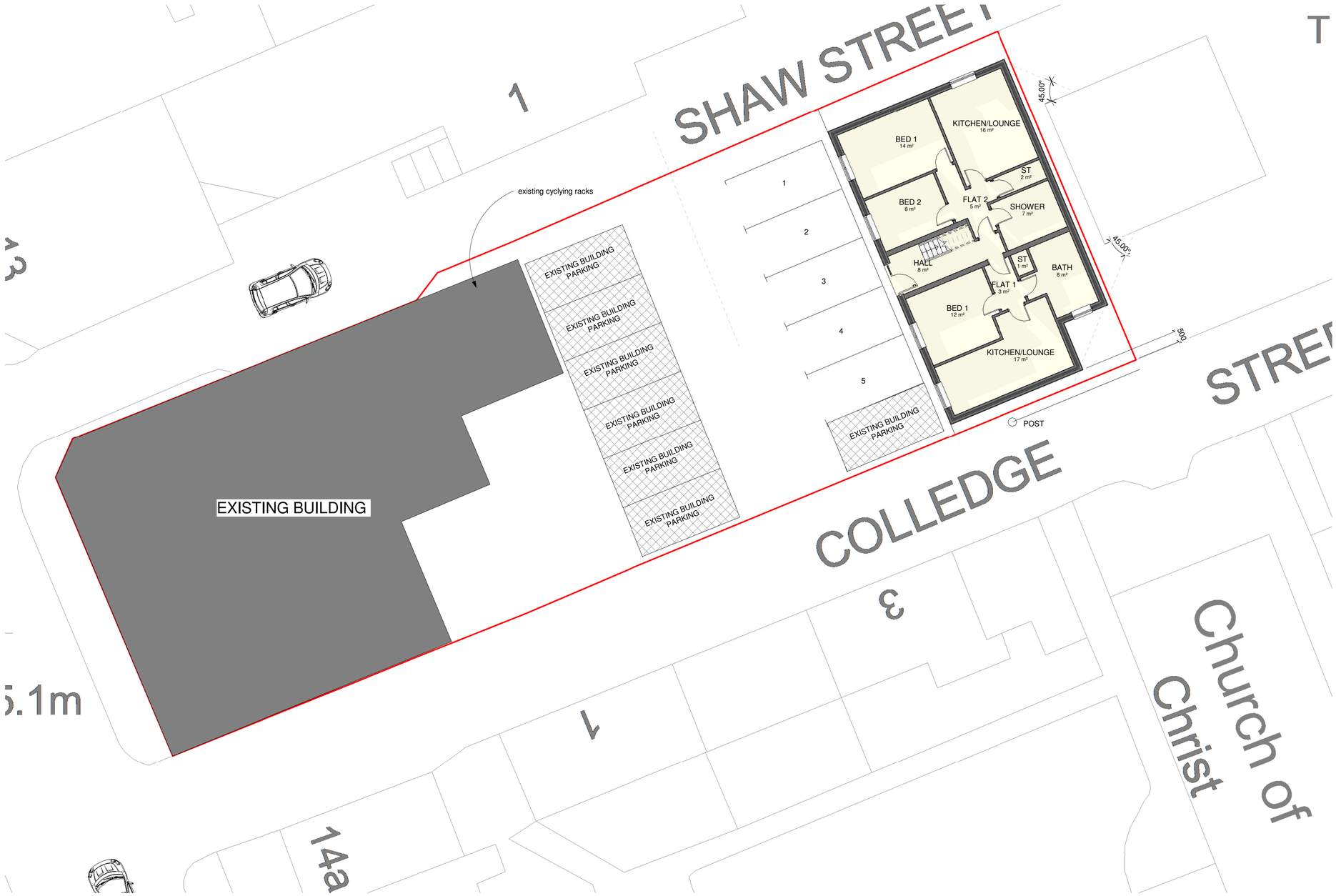

00 GROUND FLOOR
1 : 100

General

Drawings prepared for local authority. Any electrical, heating installation, joinery items, finishes, and fittings to be instructed by the client. The clients are to satisfy themselves that any buried private or public services will not affect the proposal.These drawings have been prepared on the understanding that work will not commence on site prior to the granting of planning permission and building reg approval. All drawings are copyrights and may not be used in conjunction with other projects

CDM REG 2015

These drawings have been prepared on the understanding that work will not commence on site prior to the granting of planning permission and building Reg approval. At this point the designers work is complete; hence the designer of this drawing will not be acting as the principle designer in terms of health and safety. Under the new regulations, both the client and the building contractor will have health and safety responsibilities and will need to prepare a construction phase plan for the scheme. the construction phase plan for the scheme should include risk assessment and method statements for elements of the works such as excavations, buried services, risk of electrocution, working at height, lifting and handling, etc. should you require guidance, please see HSE website.

Rev	Description	Date

STATUS	PURPOSE OF ISSUE
	BUIILDING REGULATIONS

INNOVATIVE DESIGN SOLUTION

For Enquiries:-

Khuram - +447878975415
Anzar - +447495282331
Email - ak.ids@hotmail.com

PROJECT

14 Greenhill Lane,
Alfreton, DE55 4EX

TITLE

GROUND FLOOR

CLIENT

PETE TAYLOR

DRAWN BY	CHECKED BY	DATE
Author	Checker	16/12/2021

SCALE (@ A1)	PROJECT NUMBER
1 : 100	0382

DRAWING NUMBER	REV
A100	



01 FIRST FLOOR
1 : 100

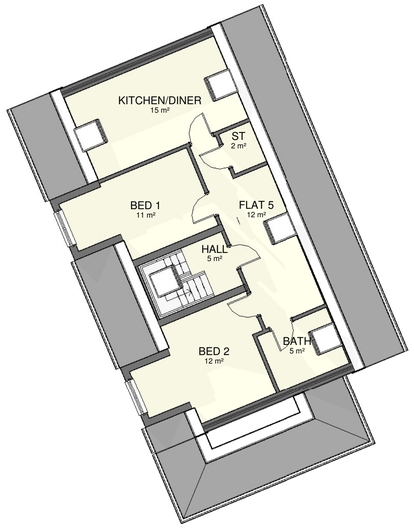

02 SECOND FLOOR
1 : 100

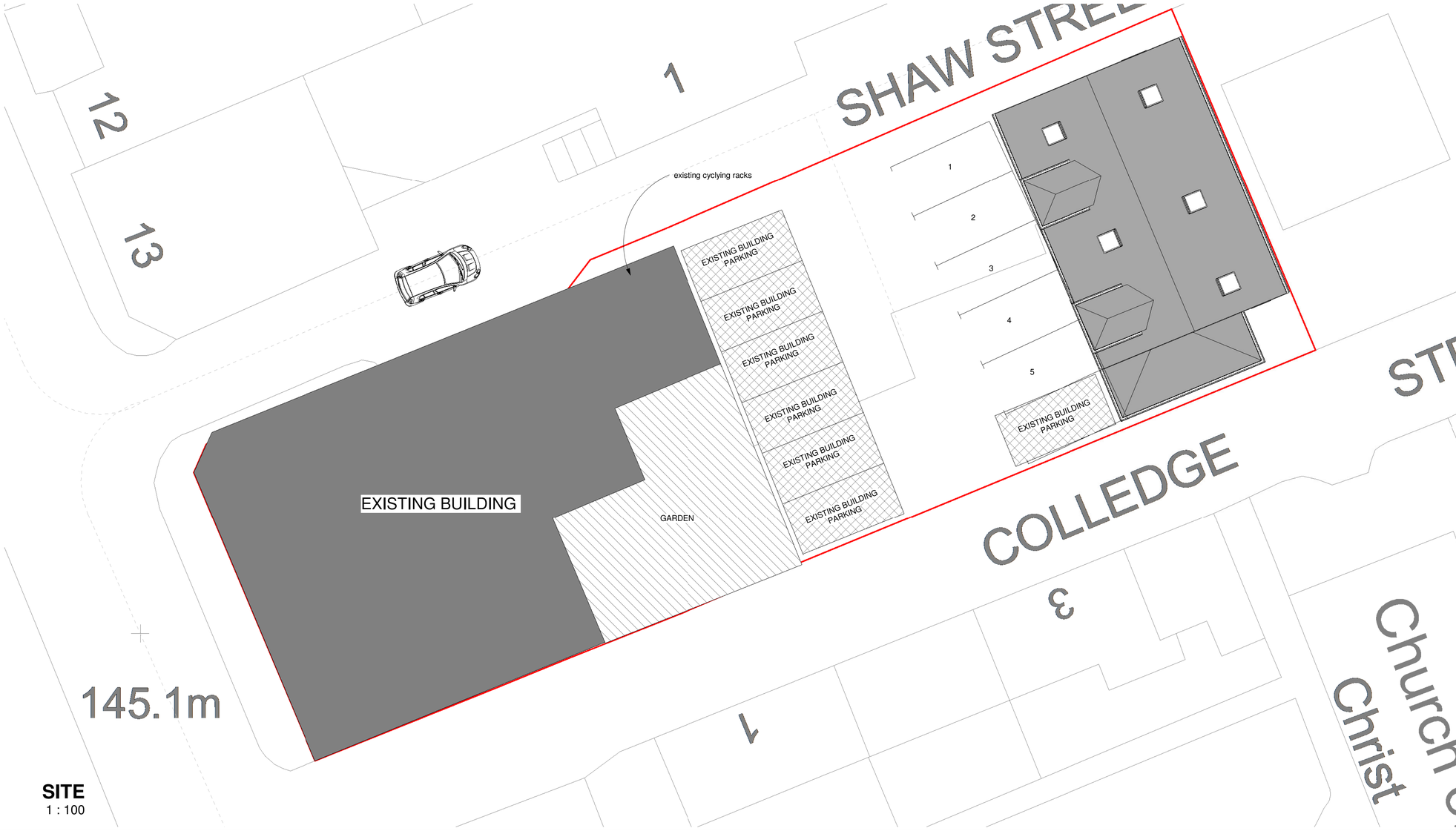

SITE
1 : 100

General

Drawings prepared for local authority. Any electrical, heating installation, joinery items, finishes, and fittings to be instructed by the client. The clients are to satisfy themselves that any buried private or public services will not affect the proposal.These drawings have been prepared on the understanding that work will not commence on site prior to the granting of planning permission and building reg approval. All drawings are copyrights and may not be used in conjunction with other projects

CDM REG 2015

These drawings have been prepared on the understanding that work will not commence on site prior to the granting of planning permission and building Reg approval. At this point the designers work is complete; hence the designer of this drawing will not be acting as the principle designer in terms of health and safety. Under the new regulations, both the client and the building contractor will have health and safety responsibilities and will need to prepare a construction phase plan for the scheme. the construction phase plan for the scheme should include risk assessment and method statements for elements of the works such as excavations, buried services, risk of electrocution, working at height, lifting and handling, etc. should you require guidance, please see HSE website.

Rev	Description	Date

STATUS	PURPOSE OF ISSUE
	BUIILDING REGULATIONS

INNOVATIVE DESIGN SOLUTION

For Enquiries:-

Khuram - +447878975415
Anzar - +447495282331
Email - ak.ids@hotmail.com

PROJECT

14 Greenhill Lane,
Alfreton, DE55 4EX

TITLE

FIRST & SECOND
FLOOR PLANS

CLIENT

PETE TAYLOR

DRAWN BY	CHECKED BY	DATE
Author	Checker	16/12/2021

SCALE (@ A1)	PROJECT NUMBER
1 : 100	0382

DRAWING NUMBER	REV
A101	



FRONT ELEVATION
1 : 50

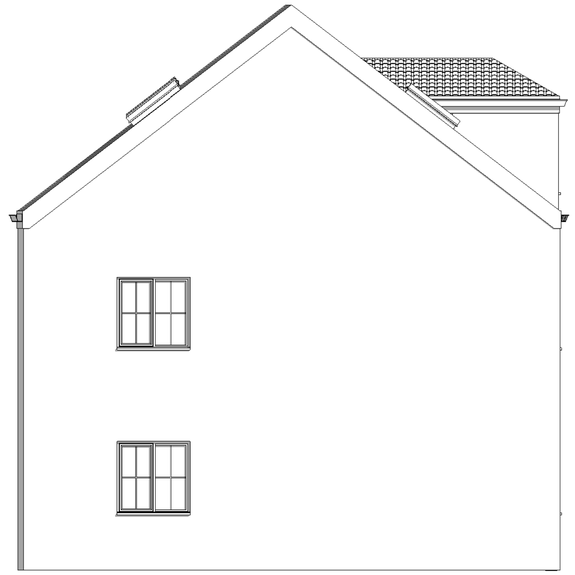

SIDE ELEVATION 2
1 : 50



REAR ELEVATION
1 : 50

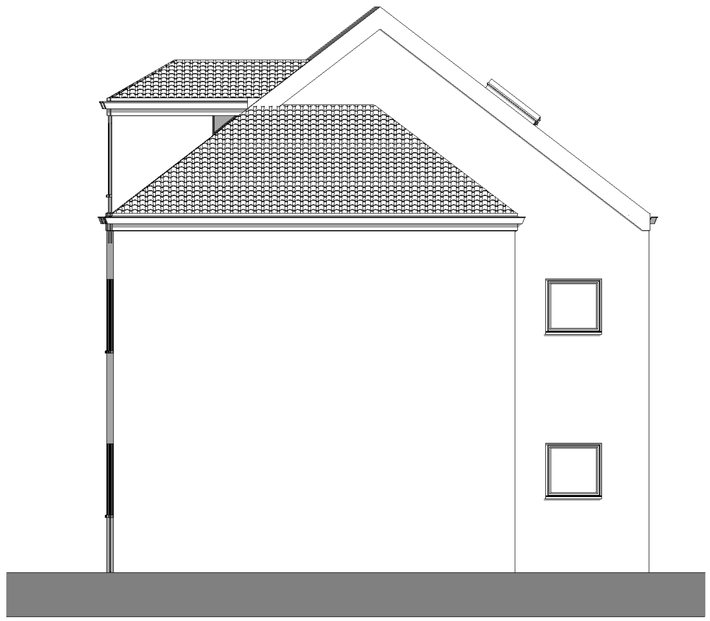

SIDE ELEVATION 1
1 : 50

General

Drawings prepared for local authority. Any electrical, heating installation, joinery items, finishes, and fittings to be instructed by the client. The clients are to satisfy themselves that any buried private or public services will not affect the proposal.These drawings have been prepared on the understanding that work will not commence on site prior to the granting of planning permission and building reg approval. All drawings are copyrights and may not be used in conjunction with other projects

CDM REG 2015

These drawings have been prepared on the understanding that work will not commence on site prior to the granting of planning permission and building Reg approval. At this point the designers work is complete; hence the designer of this drawing will not be acting as the principle designer in terms of health and safety. Under the new regulations, both the client and the building contractor will have health and safety responsibilities and will need to prepare a construction phase plan for the scheme. the construction phase plan for the scheme should include risk assessment and method statements for elements of the works such as excavations, buried services, risk of electrocution, working at height, lifting and handling, etc. should you require guidance, please see HSE website.

Rev	Description	Date

STATUS

PURPOSE OF ISSUE
BUIILDING REGULATIONS

INNOVATIVE DESIGN SOLUTION

For Enquiries:-

Khuram - +447878975415
Anzar - +447495282331
Email - ak.ids@hotmail.com

PROJECT

14 Greenhill Lane,
Alfreton, DE55 4EX

TITLE

PROPOSED
ELEVATIONS

CLIENT

PETE TAYLOR

DRAWN BY	CHECKED BY	DATE
Author	Checker	16/12/2021

SCALE (@ A1)	PROJECT NUMBER
1 : 50	0382

DRAWING NUMBER	REV
A102	

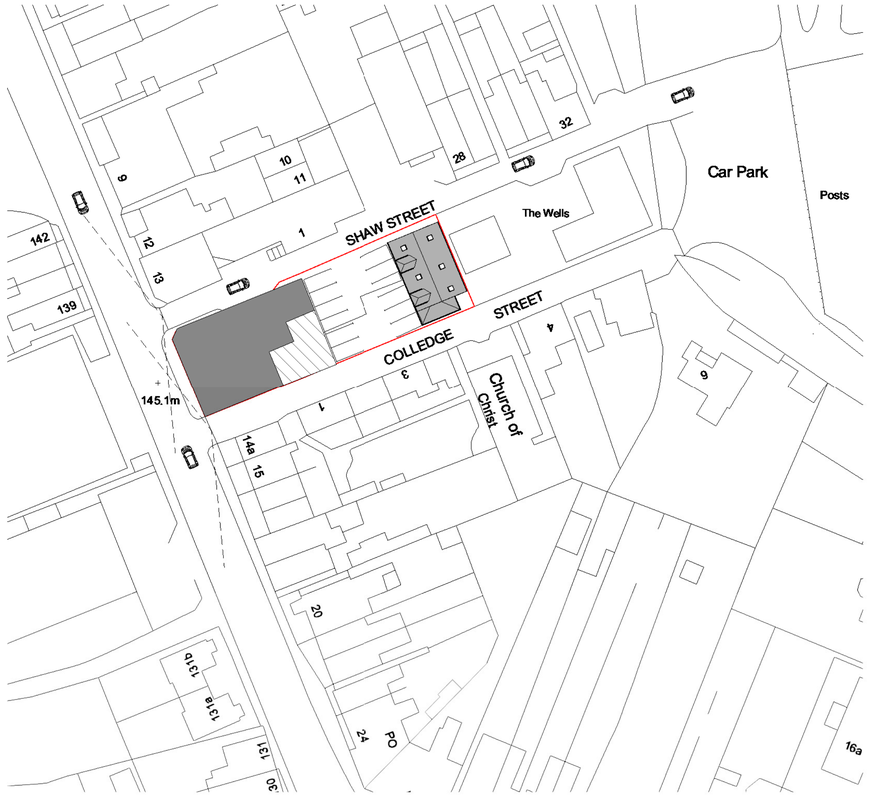

LOCATION PLAN 1-500
1 : 500

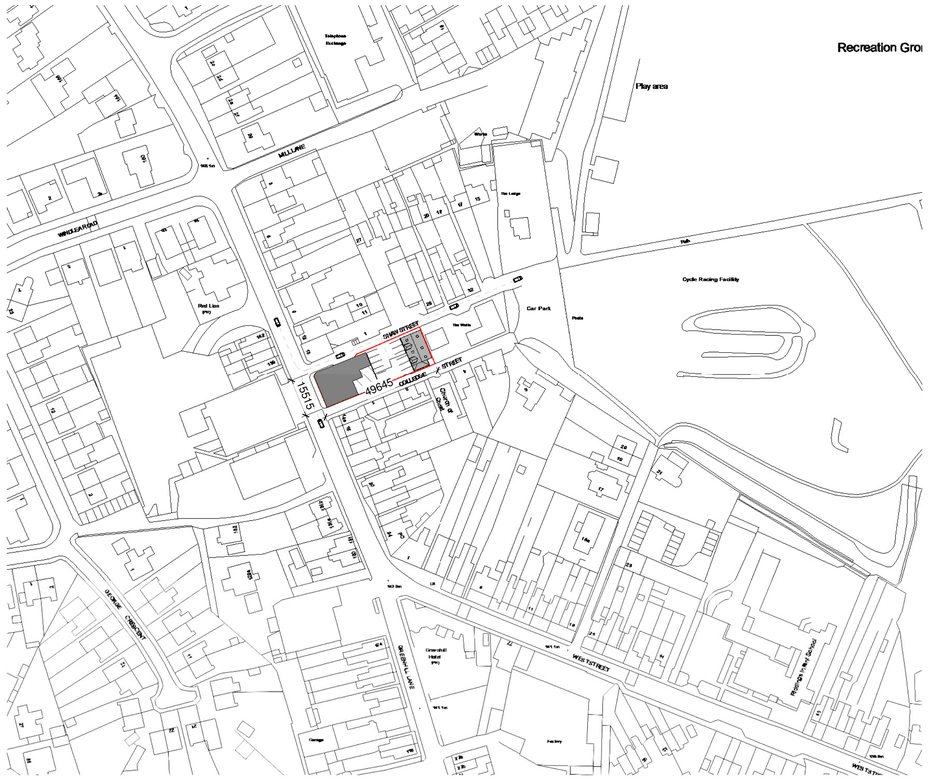
Recreation Gro
Play area
Cycle Racing Facility
Car Park
Pump
Tennis Courts
Bowling Green
Bandstand
Toilets
Refreshments
Public Conveniences
Bus Shelter
Sub Station
Pond
Fountain
Gardens
Rockery
Flower Beds
Shrubs
Trees
Hedge
Fence
Wall
Gate
Path
Steps
Ramp
Kerb
Road
Pavement
Entrance
Exit
Boundary
Property
Building
Roof
Chimney
Window
Door
Garage
Shed
Greenhouse
Conservatory
Porch
Balcony
Terrace
Patio
Deck
Pergola
Arbour
Summerhouse
Gazebo
Swimming Pool
Pond
Stream
River
Canal
Bridge
Culvert
Drain
Manhole
Inspection Chamber
Gully
Soil Pipe
Vent Pipe
Flue
Aerial
Satellite Dish
Solar Panel
Wind Turbine
Rainwater Pipe
Downpipe
Guttering
Fascia
Soffit
Verge
Ridge
Hip
Valley
Dormer
Velux
Skylight
Rooflight
Lantern
Cupola
Weathervane
Finial
Chimney Pot
Flashing
Lead
Slate
Tile
Thatch
Render
Brick
Stone
Timber
Glass
Steel
Concrete
Aluminium
Plastic
Rubber
Felt
Insulation
Cavity
Damp Proof Course
Foundation
Footing
Basement
Cellar
Crawl Space
Ground Floor
First Floor
Second Floor
Third Floor
Attic
Loft
Roof Space
Ceiling
Floor
Wall
Partition
Lintel
Sill
Jamb
Reveal
Architrave
Skirting
Dado Rail
Picture Rail
Coving
Cornice
Plinth
Quoin
Buttress
Pilaster
Column
Arch
Vault
Dome
Spire
Tower
Turret
Battlement
Parapet
Gable
Hipped
Mansard
Gambrel
Saltbox
Lean-to
Flat
Pitched
Curved
Barrel
Groin
Rib
Fan
Pendant
Boss
Keystone
Springer
Impost
Abutment
Pier
Wing
Extension
Annex
Outbuilding
Shed
Garage
Carport
Workshop
Studio
Office
Shop
Factory
Warehouse
Industrial
Commercial
Residential
Mixed Use
Public
Private
Communal
Shared
Access
Egress